

**INDEPENDENT AUDITOR'S REPORT**

To the Members of LiquidHub India Private Limited

**Report on the Audit of the Ind AS Financial Statements****Opinion**

We have audited the accompanying Ind AS financial statements of LiquidHub India Private Limited ("the Company"), which comprise the Balance sheet as at March 31 2020, the Statement of Profit and Loss, including the statement of Other Comprehensive Income, the Cash Flow Statement and the Statement of Changes in Equity for the year then ended, and notes to the Ind AS financial statements, including a summary of significant accounting policies and other explanatory information.

In our opinion and to the best of our information and according to the explanations given to us, the aforesaid Ind AS financial statements give the information required by the Companies Act, 2013, as amended ("the Act") in the manner so required and give a true and fair view in conformity with the accounting principles generally accepted in India, of the state of affairs of the Company as at March 31, 2020, its profit including other comprehensive income, its cash flows and the changes in equity for the year ended on that date.

**Basis for Opinion**

We conducted our audit of the Ind AS financial statements in accordance with the Standards on Auditing (SAs), as specified under section 143(10) of the Act. Our responsibilities under those Standards are further described in the 'Auditor's Responsibilities for the Audit of the Ind AS Financial Statements' section of our report. We are independent of the Company in accordance with the 'Code of Ethics' issued by the Institute of Chartered Accountants of India together with the ethical requirements that are relevant to our audit of the financial statements under the provisions of the Act and the Rules thereunder, and we have fulfilled our other ethical responsibilities in accordance with these requirements and the Code of Ethics. We believe that the audit evidence we have obtained is sufficient and appropriate to provide a basis for our audit opinion on the Ind AS financial statements.

**Other Information**

The Company's Board of Directors is responsible for the other information. The other information comprises the information included in the Directors Report but does not include the Ind AS financial statements and our auditor's report thereon.

Our opinion on the Ind AS financial statements does not cover the other information and we do not express any form of assurance conclusion thereon.

In connection with our audit of the Ind AS financial statements, our responsibility is to read the other information and, in doing so, consider whether such other information is materially inconsistent with the financial statements or our knowledge obtained in the audit or otherwise appears to be materially misstated. If, based on the work we have performed, we conclude that there is a material misstatement of this other information, we are required to report that fact. We have nothing to report in this regard.



## **Responsibility of Management for the Ind AS Financial Statements**

The Company's Board of Directors is responsible for the matters stated in section 134(5) of the Act with respect to the preparation of these Ind AS financial statements that give a true and fair view of the financial position, financial performance including other comprehensive income, cash flows and changes in equity of the Company in accordance with the accounting principles generally accepted in India, including the Indian Accounting Standards (Ind AS) specified under section 133 of the Act read with the Companies (Indian Accounting Standards) Rules, 2015, as amended. This responsibility also includes maintenance of adequate accounting records in accordance with the provisions of the Act for safeguarding of the assets of the Company and for preventing and detecting frauds and other irregularities; selection and application of appropriate accounting policies; making judgments and estimates that are reasonable and prudent; and the design, implementation and maintenance of adequate internal financial controls, that were operating effectively for ensuring the accuracy and completeness of the accounting records, relevant to the preparation and presentation of the Ind AS financial statements that give a true and fair view and are free from material misstatement, whether due to fraud or error.

In preparing the Ind AS financial statements, management is responsible for assessing the Company's ability to continue as a going concern, disclosing, as applicable, matters related to going concern and using the going concern basis of accounting unless management either intends to liquidate the Company or to cease operations, or has no realistic alternative but to do so.

Those Board of Directors are also responsible for overseeing the Company's financial reporting process.

## **Auditor's Responsibilities for the Audit of the Ind AS Financial Statements**

Our objectives are to obtain reasonable assurance about whether the Ind AS financial statements as a whole are free from material misstatement, whether due to fraud or error, and to issue an auditor's report that includes our opinion. Reasonable assurance is a high level of assurance, but is not a guarantee that an audit conducted in accordance with SAs will always detect a material misstatement when it exists. Misstatements can arise from fraud or error and are considered material if, individually or in the aggregate, they could reasonably be expected to influence the economic decisions of users taken on the basis of these Ind AS financial statements.

As part of an audit in accordance with SAs, we exercise professional judgment and maintain professional skepticism throughout the audit. We also:

- ▶ Identify and assess the risks of material misstatement of the Ind AS financial statements, whether due to fraud or error, design and perform audit procedures responsive to those risks, and obtain audit evidence that is sufficient and appropriate to provide a basis for our opinion. The risk of not detecting a material misstatement resulting from fraud is higher than for one resulting from error, as fraud may involve collusion, forgery, intentional omissions, misrepresentations, or the override of internal control.
- ▶ Obtain an understanding of internal control relevant to the audit in order to design audit procedures that are appropriate in the circumstances. Under section 143(3)(i) of the Act, we are also responsible for expressing our opinion on whether the Company has adequate internal financial controls with reference to financial statements in place and the operating effectiveness of such controls.



- ▶ Evaluate the appropriateness of accounting policies used and the reasonableness of accounting estimates and related disclosures made by management.
- ▶ Conclude on the appropriateness of management's use of the going concern basis of accounting and, based on the audit evidence obtained, whether a material uncertainty exists related to events or conditions that may cast significant doubt on the Company's ability to continue as a going concern. If we conclude that a material uncertainty exists, we are required to draw attention in our auditor's report to the related disclosures in the financial statements or, if such disclosures are inadequate, to modify our opinion. Our conclusions are based on the audit evidence obtained up to the date of our auditor's report. However, future events or conditions may cause the Company to cease to continue as a going concern.
- ▶ Evaluate the overall presentation, structure and content of the Ind AS financial statements, including the disclosures, and whether the Ind AS financial statements represent the underlying transactions and events in a manner that achieves fair presentation.

We communicate with those charged with governance regarding, among other matters, the planned scope and timing of the audit and significant audit findings, including any significant deficiencies in internal control that we identify during our audit.

We also provide those charged with governance with a statement that we have complied with relevant ethical requirements regarding independence, and to communicate with them all relationships and other matters that may reasonably be thought to bear on our independence, and where applicable, related safeguards.

## Report on Other Legal and Regulatory Requirements

1. As required by the Companies (Auditor's Report) Order, 2016 ("the Order"), issued by the Central Government of India in terms of sub-section (11) of section 143 of the Act, we give in the "Annexure 1" a statement on the matters specified in paragraphs 3 and 4 of the Order.
2. As required by Section 143(3) of the Act, we report that:
  - (a) We have sought and obtained all the information and explanations which to the best of our knowledge and belief were necessary for the purposes of our audit;
  - (b) In our opinion, proper books of account as required by law have been kept by the Company so far as it appears from our examination of those books;
  - (c) The Balance Sheet, the Statement of Profit and Loss including the Statement of Other Comprehensive Income, the Cash Flow Statement and Statement of Changes in Equity dealt with by this Report are in agreement with the books of account;
  - (d) In our opinion, the aforesaid Ind AS financial statements comply with the Accounting Standards specified under Section 133 of the Act, read with Companies (Indian Accounting Standards) Rules, 2015, as amended;
  - (e) On the basis of the written representations received from the directors as on March 31, 2020 taken on record by the Board of Directors, none of the directors is disqualified as on March 31, 2020 from being appointed as a director in terms of Section 164 (2) of the Act;




# **S.R. BATLIBOI & ASSOCIATES LLP**

Chartered Accountants

- (f) With respect to the adequacy of the internal financial controls over financial reporting of the Company with reference to these Ind AS financial statements and the operating effectiveness of such controls, refer to our separate Report in "Annexure 2" to this report;
- (g) The provisions of section 197 read with Schedule V of the Act are not applicable to the Company for the year ended March 31, 2020; and
- (h) With respect to the other matters to be included in the Auditor's Report in accordance with Rule 11 of the Companies (Audit and Auditors) Rules, 2014, as amended in our opinion and to the best of our information and according to the explanations given to us:
  - i. The Company does not have any pending litigations which would impact its financial position - Refer Note 26 to the Ind AS financial statements;
  - ii. The Company did not have any long-term contracts including derivative contracts for which there were any material foreseeable losses;
  - iii. There were no amounts which were required to be transferred to the Investor Education and Protection Fund by the Company.

For S.R. Batliboi & Associates LLP  
Chartered Accountants  
ICAI Firm Registration Number: 101049W/E300004

  
per Rajeev Kumar

Partner

Membership Number: 213803

UDIN: 20213803AAAABR7459



Place of Signature: Bengaluru

Date: June 4, 2020



THE ANNEXURE 1 REFERRED TO IN OUR REPORT TO THE MEMBERS OF LIQUIDHUB INDIA PRIVATE LIMITED ("THE COMPANY") FOR THE YEAR ENDED MARCH 31, 2020. WE REPORT THAT:

- (i) (a) The Company has maintained proper records showing full particulars, including quantitative details and situation of property, plant and equipment.
- (b) All property, plant and equipment have not been physically verified by the management during the year but there is a regular programme of verification which, in our opinion, is reasonable having regard to the size of the Company and the nature of its assets. No material discrepancies were noticed on such verification.
- (c) According to the information and explanations given by the management, there are no immovable properties, included in property, plant and equipment of the Company and accordingly, the requirements under paragraph 3(i)(c) of the Order are not applicable to the Company.
- (ii) The Company's business does not involve inventories and, accordingly, the requirements under paragraph 3(ii) of the Order are not applicable to the Company.
- (iii) The Company has granted loans to company covered in the register maintained under section 189 of the Companies Act, 2013. In our opinion and according to the information and explanations given to us, the terms and conditions of the grant of such loans are not prejudicial to the Company's interest.
- (iv) In our opinion and according to the information and explanations given to us, provisions of section 185 and 186 of the Companies Act 2013 in respect of loans to directors including entities in which they are interested and in respect of loans and advances given, investments made and, guarantees, and securities given have been complied with by the Company.
- (v) The Company has not accepted any deposits within the meaning of Sections 73 to 76 of the Act and the Companies (Acceptance of Deposits) Rules, 2014 (as amended). Accordingly, the provisions of clause 3(v) of the Order are not applicable and hence not commented upon.
- (vi) To the best of our knowledge and as explained, the Central Government has not specified the maintenance of cost records under Section 148(1) of the Companies Act, 2013, for the services of the Company.
- (vii) (a) Undisputed statutory dues including provident fund, employees' state insurance, income-tax, duty of customs, goods & services tax, cess and other statutory dues have generally been regularly deposited with the appropriate authorities though there have been slight delays in remittances of provident fund, employees' state insurance and professional tax in a few cases.
- (b) According to the information and explanations given to us, no undisputed amounts payable in respect of provident fund, employees' state insurance, income-tax, duty of custom, goods and services tax, cess and other statutory dues were outstanding, at the year end, for a period of more than six months from the date they became payable.



# S.R. BATLIBOI & ASSOCIATES LLP

Chartered Accountants

- (c) According to the records of the Company, there are no dues of income-tax, goods and services tax, sales-tax, service tax, duty of custom, duty of excise, value added tax and cess which have not been deposited on account of any dispute, except the following:

Name of the statute	Nature of the dues	Amount (in Rs Lakhs)	Amount paid under protest (in Rs Lakhs)	Period to which the amount relates	Forum where the dispute is pending
Income Tax Act, 1961	Income Tax	0.4	-	AY 2016-17	Assessing Officer (AO)
Income Tax Act, 1961	Income Tax	489.1	-	AY 2017-18	Assistant Commissioner of Income Tax
Income Tax Act, 1961	Income Tax	8.3	-	AY 2018-19	Assessing Officer (AO)

- (viii) In our opinion and according to the information and explanations given by the management, the Company did not have any outstanding loans or borrowing dues in respect of a financial institution or bank or dues to government or to debenture holders during the year.
- (ix) According to the information and explanations given by the management, the Company has not raised any money way of initial public offer / further public offer including debt instruments and term loans.
- (x) Based upon the audit procedures performed for the purpose of reporting the true and fair view of the Ind AS financial statements and according to the information and explanations given by the management, we report that no fraud by the Company or no fraud on the Company by the officers and employees of the Company has been noticed or reported during the year.
- (xi) According to the information and explanations given by the management, the provisions of section 197 read with Schedule V of the Act are not applicable to the Company.
- (xii) In our opinion, the Company is not a Nidhi company. Therefore, the provisions of clause 3(xii) of the Order are not applicable to the Company.
- (xiii) According to the information and explanations given by the management, transactions with the related parties are in compliance with section 188 of Companies Act, 2013 where applicable and the details have been disclosed in the notes to the Ind AS financial statements, as required by the applicable accounting standards. The provisions of section 177 are not applicable to the Company and accordingly reporting under clause 3(xiii) insofar as it relates to section 177 of the Act is not applicable to the Company.
- (xiv) According to the information and explanations given to us and on an overall examination of the balance sheet, the Company has not made any preferential allotment or private placement of shares or fully or partly convertible debentures during the year under review.




# **S.R. BATLIBOI & ASSOCIATES LLP**

Chartered Accountants

- (xv) According to the information and explanations given by the management, the Company has not entered into any non-cash transactions with directors or persons connected with him as referred to in section 192 of the Act.
- (xvi) According to the information and explanations given to us, the provisions of section 45-IA of the Reserve Bank of India Act, 1934 are not applicable to the Company.

For S.R. Batliboi & Associates LLP  
Chartered Accountants  
ICAI Firm Registration Number: 101049W/E300004

  
per Rajeev Kumar

Partner  
Membership Number: 213803  
UDIN: 20213803AAAABR7459



Place of Signature: Bengaluru  
Date: June 4, 2020

**ANNEXURE 2 TO THE INDEPENDENT AUDITOR'S REPORT OF EVEN DATE ON THE IND AS FINANCIAL STATEMENTS OF LIQUIDHUB INDIA PRIVATE LIMITED**

**Report on the Internal Financial Controls under Clause (i) of Sub-section 3 of Section 143 of the Companies Act, 2013 ("the Act")**

We have audited the internal financial controls over financial reporting of LiquidHub India Private Limited ("the Company") as of March 31, 2020 in conjunction with our audit of the Ind AS financial statements of the Company for the year ended on that date.

**Management's Responsibility for Internal Financial Controls**

The Company's Management is responsible for establishing and maintaining internal financial controls based on the internal control over financial reporting criteria established by the Company considering the essential components of internal control stated in the Guidance Note on Audit of Internal Financial Controls Over Financial Reporting issued by the Institute of Chartered Accountants of India. These responsibilities include the design, implementation and maintenance of adequate internal financial controls that were operating effectively for ensuring the orderly and efficient conduct of its business, including adherence to the Company's policies, the safeguarding of its assets, the prevention and detection of frauds and errors, the accuracy and completeness of the accounting records, and the timely preparation of reliable financial information, as required under the Companies Act, 2013.

**Auditor's Responsibility**

Our responsibility is to express an opinion on the Company's internal financial controls over financial reporting with reference to these Ind AS financial statements based on our audit. We conducted our audit in accordance with the Guidance Note on Audit of Internal Financial Controls Over Financial Reporting (the "Guidance Note") and the Standards on Auditing as specified under section 143(10) of the Companies Act, 2013, to the extent applicable to an audit of internal financial controls and, both issued by the Institute of Chartered Accountants of India. Those Standards and the Guidance Note require that we comply with ethical requirements and plan and perform the audit to obtain reasonable assurance about whether adequate internal financial controls over financial reporting with reference to these Ind AS financial statements was established and maintained and if such controls operated effectively in all material respects.

Our audit involves performing procedures to obtain audit evidence about the adequacy of the internal financial controls over financial reporting with reference to these Ind AS financial statements and their operating effectiveness. Our audit of internal financial controls over financial reporting included obtaining an understanding of internal financial controls over financial reporting with reference to these Ind AS financial statements, assessing the risk that a material weakness exists, and testing and evaluating the design and operating effectiveness of internal control based on the assessed risk. The procedures selected depend on the auditor's judgement, including the assessment of the risks of material misstatement of the financial statements, whether due to fraud or error.

We believe that the audit evidence we have obtained is sufficient and appropriate to provide a basis for our audit opinion on the internal financial controls over financial reporting with reference to these Ind AS financial statements.



## **Meaning of Internal Financial Controls Over Financial Reporting with Reference to these Ind AS Financial Statements**

A company's internal financial control over financial reporting with reference to these Ind AS financial statements is a process designed to provide reasonable assurance regarding the reliability of financial reporting and the preparation of financial statements for external purposes in accordance with generally accepted accounting principles. A company's internal financial control over financial reporting with reference to these Ind AS financial statements includes those policies and procedures that (1) pertain to the maintenance of records that, in reasonable detail, accurately and fairly reflect the transactions and dispositions of the assets of the company; (2) provide reasonable assurance that transactions are recorded as necessary to permit preparation of financial statements in accordance with generally accepted accounting principles, and that receipts and expenditures of the company are being made only in accordance with authorisations of management and directors of the company; and (3) provide reasonable assurance regarding prevention or timely detection of unauthorised acquisition, use, or disposition of the company's assets that could have a material effect on the financial statements.


## **Inherent Limitations of Internal Financial Controls Over Financial Reporting with Reference to these Ind AS Financial Statements**

Because of the inherent limitations of internal financial controls over financial reporting with reference to these Ind AS financial statements, including the possibility of collusion or improper management override of controls, material misstatements due to error or fraud may occur and not be detected. Also, projections of any evaluation of the internal financial controls over financial reporting with reference to these Ind AS financial statements to future periods are subject to the risk that the internal financial control over financial reporting with reference to these Ind AS financial statements may become inadequate because of changes in conditions, or that the degree of compliance with the policies or procedures may deteriorate.

### **Opinion**

In our opinion, the Company has, in all material respects, adequate internal financial controls over financial reporting with reference to these Ind AS financial statements and such internal financial controls over financial reporting with reference to these Ind AS financial statements were operating effectively as at March 31, 2020, based on the internal control over financial reporting criteria established by the Company considering the essential components of internal control stated in the Guidance Note on Audit of Internal Financial Controls Over Financial Reporting issued by the Institute of Chartered Accountants of India.

For S.R. Batliboi & Associates LLP  
Chartered Accountants  
ICAI Firm Registration Number: 101049W/E300004



per Rajeev Kumar  
Partner

Membership Number: 213803  
UDIN: 20213803AAAABR7459



Place of Signature: Bengaluru  
Date: June 4, 2020

**LiquidHub India Private Limited**  
**Balance sheet as at March 31, 2020**  
**(All amounts in Indian Rupees Lakhs, unless otherwise stated)**

	Notes	31-Mar-20	31-Mar-19	01-Apr-18
<b>Assets</b>				
<b>Non-current assets</b>				
Property, plant and equipment	3	1,489	1,807	273
Other intangible assets	4	22	2	8
Right of use (ROU) assets	27	1,115	1,538	259
<b>Financial assets</b>				
Loans	5	1,550	-	266
Bank balance other than cash and cash equivalents	10	1	2	16
Deferred tax assets (net)	6	1,107	1,132	1,041
Income tax assets (net)		42	35	-
Other non-current assets	7	135	301	200
		<b>5,461</b>	<b>4,817</b>	<b>2,063</b>
<b>Current assets</b>				
<b>Financial assets</b>				
Loans	5	42	125	12
Trade receivables	8	1,037	1,844	8,321
Cash and cash equivalents	9	8,212	7,649	318
Bank balance other than cash and cash equivalents	10	17	17	12
Other financial assets	5	1,109	6	291
Other current assets	7	62	21	200
		<b>10,479</b>	<b>9,662</b>	<b>9,154</b>
<b>Total Assets</b>		<b>15,940</b>	<b>14,479</b>	<b>11,217</b>
<b>Equity and Liabilities</b>				
<b>Equity</b>				
Equity share capital	11	1	1	1
Other equity	12	13,286	11,491	9,852
<b>Total Equity</b>		<b>13,287</b>	<b>11,492</b>	<b>9,853</b>
<b>Non-current liabilities</b>				
<b>Financial liabilities</b>				
Lease liabilities	27	890	1,229	158
Other financial liabilities	13	37	35	54
		<b>927</b>	<b>1,264</b>	<b>212</b>
<b>Current liabilities</b>				
<b>Financial liabilities</b>				
Lease liabilities	27	339	367	97
Trade payables	14			
total outstanding dues of micro enterprises and small enterprises		-	-	-
total outstanding dues of creditors other than micro enterprises and small enterprises		245	295	130
Other financial liabilities	13	382	295	225
Liabilities for current tax (net)		4	4	7
Provisions	15	514	501	434
Other current liabilities	16	242	261	259
		<b>1,726</b>	<b>1,723</b>	<b>1,152</b>
<b>Total Liabilities</b>		<b>2,653</b>	<b>2,987</b>	<b>1,364</b>
<b>Total Equity and Liabilities</b>		<b>15,940</b>	<b>14,479</b>	<b>11,217</b>
Summary of significant accounting policies	2.2			


The accompanying notes are an integral part of the financial statements.

As per our report of even date

For S.R. Batliboi & Associates LLP  
Chartered Accountants  
ICAI Firm Registration Number: 101049W/E300004

per Rajeev Kumar  
Partner  
Membership No. : 213803

Place: Bengaluru  
Date: June 04, 2020



For and on behalf of the Board of Directors of  
LiquidHub India Private Limited

Sujit Sircar  
Director  
DIN: 00026417

Srinivasa Rao Kandula  
Director  
DIN: 07412426

Place: Bengaluru  
Date: June 04, 2020





**LiquidHub India Private Limited**  
**Statement of profit and loss for the year ended March 31, 2020**  
**(All amounts in Indian Rupees Lakhs, unless otherwise stated)**

	Notes	31-Mar-20	31-Mar-19
<b>Income</b>			
Revenue from operations	17	13,997	14,495
Finance income	18	479	106
Other income	19	12	619
<b>Total income (I)</b>		<b>14,488</b>	<b>15,220</b>
<b>Expenses</b>			
Employee benefits expense	20	10,407	10,540
Depreciation and amortization expense	21	989	608
Finance costs	22	137	108
Other expenses	23	768	2,014
<b>Total expenses (II)</b>		<b>12,301</b>	<b>13,270</b>
<b>Profit before tax (III = I - II)</b>		<b>2,187</b>	<b>1,950</b>
<b>Tax expenses</b>			
Current tax	25	385	408
Deferred tax (credit)/charge		20	(93)
<b>Total tax expense (IV)</b>		<b>405</b>	<b>315</b>
<b>Profit after tax (V= III-VI)</b>		<b>1,782</b>	<b>1,635</b>
<b>Other Comprehensive income / (loss) (OCI)</b>			
Other comprehensive income not to be reclassified to profit or loss in subsequent periods			
(i) Remeasurement gains/(loss) on defined benefit plans		16	6
(ii) Taxes on above		(5)	(2)
<b>Other comprehensive income / (loss) for the year, net of taxes (VI)</b>		<b>11</b>	<b>4</b>
<b>Total comprehensive income/(loss) for the year (V+VI)</b>		<b>1,793</b>	<b>1,639</b>
Earnings per equity share of par value of Rs. 10 (March 31, 2019: Rs. 10)			
Basic and diluted (in Rupees)		17,820	16,350
Weighted average number of shares used in computing earning per share			
		10,000	10,000

Summary of significant accounting policies 2.2

The accompanying notes are an integral part of the financial statements.

As per our report of even date

For S.R. Batliboi & Associates LLP  
Chartered Accountants  
ICAI Firm Registration Number: 101049W/E300004

per Rajeev Kumar  
Partner  
Membership No. : 213803



Place: Bengaluru  
Date: June 04, 2020

For and on behalf of the Board of Directors of  
LiquidHub India Private Limited

Sujit Sircar  
Director  
DIN: 00026417

Srinivasa Rao Kandu  
Director  
DIN: 07412426

Place: Bengaluru  
Date: June 04, 2020



LiquidHub India Private Limited  
Statement of changes in equity for the year ended March 31, 2020  
(All amounts in Indian Rupees Lakhs, unless otherwise stated)

a) Equity share capital

Equity shares of Rs.10 each issued, subscribed and fully paid

Particulars	Numbers	Amount
As at April 1, 2018	10,000	1
Issued during the year	-	-
As at March 31, 2019	10,000	1
Issued during the year	-	-
As at March 31, 2020	10,000	1

b) Other equity

Particulars	Reserves and surplus		Total Equity
	Share based payments reserve	Retained earnings	
As at April 1, 2018	-	9,852	9,852
Profit for the year	-	1,635	1,635
Share based payment expense	-*	-	-
Other comprehensive income/ (loss)	-	4	4
As at March 31, 2019	-*	11,491	11,491
As at April 1, 2019	-*	11,491	11,491
Profit for the year	-	1,782	1,782
Share based payment expense	2	-	2
Other comprehensive income/ (loss)	-	11	11
As at March 31, 2020	2	13,284	13,286

\*Nil due to rounding off to Rupees Lakhs

The accompanying notes are an integral part of the financial statements.

As per our report of even date

For S.R. Batliboi & Associates LLP  
Chartered Accountants  
ICAI Firm Registration Number: 101049W/E300004

  
per Rajeev Kumar  
Partner

Membership No. : 213803

Place: Bengaluru  
Date: June 04, 2020




For and on behalf of the Board of Directors of  
LiquidHub India Private Limited

  
Sujit Sircar  
Director

DIN: 00026417

Place: Bengaluru  
Date: June 04, 2020

  
Srinivasa Rao Kandula  
Director

DIN: 07412426



**LiquidHub India Private Limited**  
**Statement of Cash flows for the year ended March 31, 2020**  
**(All amounts in Indian Rupees Lakhs, unless otherwise stated)**

	Note	31-Mar-20	31-Mar-19
<b>A. CASH FLOW FROM OPERATING ACTIVITIES</b>			
Profit before tax		2,187	1,950
<b>Adjustment to reconcile profit before tax to net cash flows:</b>			
Depreciation and amortization expense		989	608
(Gain) / loss on sale of property, plant and equipment, net		-*	18
Share based payments		2	-*
Unrealized foreign exchange (gain) / loss, net		-	(72)
Finance income (including fair value changes in financial instruments)		(2)	(8)
Interest income on fixed deposits		(477)	(98)
Interest on lease liability		122	105
<b>Operating profit before working capital changes</b>		<b>2,821</b>	<b>2,503</b>
<b>Working capital adjustments:</b>			
Increase / (decrease) in provisions		29	73
Increase / (decrease) in trade payables and other liabilities		48	190
(Increase) / decrease in trade receivables including unbilled revenues		(225)	6,838
(Increase) / decrease in loans, advances and other assets		159	290
<b>Cash generated from / (used in) operations</b>		<b>2,832</b>	<b>9,894</b>
Direct taxes paid (net of refund)		(392)	(446)
<b>NET CASH GENERATED FROM OPERATING ACTIVITIES (A)</b>		<b>2,440</b>	<b>9,448</b>
<b>B. CASH FLOW FROM INVESTING ACTIVITIES</b>			
Purchase of property, plant and equipment, including capital work-in-progress and capital advances		(247)	(1,856)
Interest received		406	94
Proceeds from sale of property plant and equipment, net		2	1
Proceeds from maturity of bank deposits (having original maturity of more than three months)		1	1,750
Loan to related party		(1,550)	-
Investments in bank deposits (having original maturity of more than three months)		-	(1,741)
<b>NET CASH USED IN INVESTING ACTIVITIES (B)</b>		<b>(1,388)</b>	<b>(1,752)</b>
<b>C. CASH FLOW FROM FINANCING ACTIVITIES</b>			
Payment of lease liabilities		(489)	(365)
<b>NET CASH USED IN FINANCING ACTIVITIES (C)</b>		<b>(489)</b>	<b>(365)</b>
<b>Net increase/(decrease) in cash and cash equivalents (A+B+C)</b>		<b>563</b>	<b>7,331</b>
Cash and cash equivalents at the beginning of the year		7,649	318
<b>Cash and cash equivalents at the end of the year</b>		<b>8,212</b>	<b>7,649</b>
<b>Components of cash and cash equivalents (note 9)</b>			
Balance with scheduled banks			
On current accounts		712	330
Deposits with original maturity of less than 3 months		7,500	7,319
		<b>8,212</b>	<b>7,649</b>

\*Nil due to rounding off to Rupees Lakhs

Summary of significant accounting policies

2.2

The accompanying notes are an integral part of the financial statements.

As per our report of even date

For S.R. Batliboi & Associates LLP

Chartered Accountants

ICAI Firm Registration Number: 101049W/E300004

*Rajeev K V*  
per Rajeev Kumar  
Partner

Membership No. : 213803

Place: Bengaluru

Date: June 04, 2020



For and on behalf of the Board of Directors of

LiquidHub India Private Limited

*Sujit Sircar*  
Sujit Sircar  
Director

DIN: 00026417

Place: Bengaluru

Date: June 04, 2020

*Srinivasa Rao Kandula*  
Srinivasa Rao Kandula  
Director

DIN: 07412426





## 1. Corporate information

LiquidHub India Private Limited (“LiquidHub” or “the Company”), was incorporated on June 18, 2003 as a private limited company under the provisions of the erstwhile Companies Act, 1956. The registered office of the Company is located at 6th and 7th Floor, Tower 3, Laxmi Infobahn Private Limited, IT ITES SEZ, Survey No. 107P, Kokapet Village Gandipet Mandal Hyderabad Rangareddi Telangana 500075.

The Company is engaged in providing software development and other related Information Technology (IT) support services (IT and IT enabled services) to its customers. Capgemini America Inc., USA was the holding company of LiquidHub. During the current year, Capgemini America Inc., USA has sold its holding in the Company to Capgemini Technology Services India Limited, India (CTSIL) on November 28, 2019 and accordingly, CTSIL became the holding company effective such date. Capgemini SE, France is the ultimate holding company.

The financial statements were approved for issue in accordance with a resolution of the directors on June 04, 2020.

## 2. Significant accounting policies

### 2.1 Basis of preparation

The financial statements of the Company have been prepared in accordance with Indian Accounting Standards (Ind AS) notified under the Companies (Indian Accounting Standards) Rules, 2015 (as amended from time to time) and presentation requirements of Division II of Schedule III to the Companies Act, 2013, (Ind AS compliant Schedule III), as applicable.

The financial statements have been prepared on a historical cost basis, except for the following assets and liabilities which have been measured at fair value or revalued amount:

- Certain financial assets and liabilities measured at fair value (refer accounting policy regarding financial instruments)

The consolidated financial statements are presented in INR and all values are rounded to the nearest Lakhs (INR 00,000), except when otherwise indicated.

The financial statements provide comparative information in respect of the previous period. An additional balance sheet as at 1 April 2018 is presented in these financial statements as these are the first financial statements of the Company prepared in accordance with Ind AS compliant Schedule III. Also refer note 33.

### 2.2 Summary of significant accounting policies

#### a) Current versus non-current classification

The Company presents assets and liabilities in the balance sheet based on current/ non-current classification.

An asset is treated as current when it is:

- Expected to be realised or intended to be sold or consumed in normal operating cycle
- Held primarily for the purpose of trading
- Expected to be realised within twelve months after the reporting period, or
- Cash or cash equivalent unless restricted from being exchanged or used to settle a liability for at least twelve months after the reporting period

All other assets are classified as non-current.

A liability is current when:

- It is expected to be settled in normal operating cycle
- It is held primarily for the purpose of trading
- It is due to be settled within twelve months after the reporting period, or



- There is no unconditional right to defer the settlement of the liability for at least twelve months after the reporting period

The terms of the liability that could, at the option of the counterparty, result in its settlement by the issue of equity instruments do not affect its classification.

The Company classifies all other liabilities as non-current.

Deferred tax assets and liabilities are classified as non-current assets and liabilities.

The operating cycle is the time between the acquisition of assets for processing and their realisation in cash and cash equivalents. The Company has identified twelve months as its operating cycle.

#### **b) Foreign currencies**

The Company determined the functional currency and items included in the financial statements are measured using the functional currency. The Company's financial statements are presented in Indian Rupees (INR), which is the functional currency of the Company.

Transactions and balances

Transactions in foreign currencies are translated into the functional currency using the spot rates at the date of the transaction. However, for practical reasons, the Company uses an average rate if the average rate approximates the actual rate at the date of transaction.

Monetary assets and liabilities denominated in foreign currencies are translated into the relevant functional currency at exchange rates at the reporting date.

Exchange difference arising on settlement or translation of monetary items are recognised in the statement of profit or loss.

Non-monetary items that are measured in terms of historical cost in a foreign currency are translated using the exchange rates at the dates of the initial transactions. Non-monetary items measured at fair value in a foreign currency are translated using the exchange rates at the date when the fair value is determined. The gain or loss arising on translation of non-monetary items measured at fair value is treated in line with the recognition of the gain or loss on the change in fair value of the item (i.e., translation differences on items whose fair value gain or loss is recognised in Other Comprehensive Income (OCI) or profit or loss are also recognised in OCI or profit or loss, respectively).

#### **c) Fair value measurement**

Fair value is the price that would be received to sell an asset or paid to transfer a liability in an orderly transaction between market participants at the measurement date. The fair value measurement is based on the presumption that the transaction to sell the asset or transfer the liability takes place either:

- In the principal market for the asset or liability, or
- In the absence of a principal market, in the most advantageous market for the asset or liability

The principal or the most advantageous market must be accessible to by the Company. The fair value of an asset or a liability is measured using the assumptions that market participants would use when pricing the asset or liability, assuming that market participants act in their economic best interest. A fair value measurement of a non-financial asset takes into account a market participant's ability to generate economic benefits by using the asset in its highest and best use or by selling it to another market participant that would use the asset in its highest and best use. The Company uses valuation techniques that are appropriate in the circumstances and for which sufficient data are available to measure fair value, maximising the use of relevant observable inputs and minimising the use of unobservable inputs.

All assets and liabilities for which fair value is measured or disclosed in the financial statements are categorised within the fair value hierarchy, described as follows, based on the lowest level input that is significant to the fair value measurement as a whole:





- Level 1 : Quoted (unadjusted) market prices in active markets for identical assets or liabilities
- Level 2 : Valuation techniques for which the lowest level input that is significant to the fair value measurement is directly or indirectly observable
- Level 3 : Valuation techniques for which the lowest level input that is significant to the fair value measurement is unobservable

For assets and liabilities that are recognised in the financial statements on a recurring basis, the Company determines whether transfers have occurred between Levels in the hierarchy by re-assessing categorisation (based on the lowest level input that is significant to the fair value measurement as a whole) at the end of each reporting period.

Fair-value related disclosures for financial instruments and non-financial assets that are measured at fair value or where fair values are disclosed, are summarised in the following notes:

- Disclosure for fair valuation methods, significant estimates and judgements Note 31

**d) Revenue from contract with customer**

Revenue from contracts with customers is recognised when control of the services is transferred to the customer at an amount that reflects the consideration to which the Company expects to be entitled in exchange for those services. The Company has generally concluded that it is the principal in its revenue arrangements because it typically controls the services before transferring them to the customer.

Revenue is measured at the fair value of the consideration received or receivable, taking into account contractually defined terms of payment and excluding taxes or levies collected on behalf of the government.

**Performance obligations and revenue recognition**

Information about the Company's performance obligations and revenue recognition thereon are summarised below:

**Income from services**

Service income is recognised as and when the services are rendered to the customers.

**Interest income**

For all financial instruments measured at amortised cost, interest income is recorded using the effective interest rate (EIR). EIR is the rate that exactly discounts the estimated future cash payments or receipts over the expected life of the financial instrument or a shorter period, where appropriate, to the net carrying amount of the financial asset or to the amortised cost of a financial liability. When calculating EIR, the Company estimates the expected cash flows by considering all the contractual terms of the financial instrument but does not consider the expected credit losses. Interest income is included in finance income in the statement of profit and loss.

**Contract balances:**


**Contract liabilities:** A contract liability is the obligation to transfer goods or services to a customer for which the Company has received consideration (or an amount of consideration is due) from the customer. If a customer pays consideration before the Company transfers goods or services to the customer, a contract liability is recognised when the payment is received. Unearned revenue has been classified as a contract liability.

**e) Taxes**

**Current income tax**

Current income tax assets and liabilities are measured at the amount expected to be recovered from or paid to the taxation authorities. The tax rates and tax laws used to compute the amount are those that are enacted or substantively enacted, at the reporting date in India.

Current income tax relating to items recognised outside profit or loss is recognised outside profit or loss either in other comprehensive income or in equity, in correlation to the underlying transaction. Management periodically





evaluates positions taken in the tax returns with respect to situations in which applicable tax regulations are subject to interpretation and establishes provisions where appropriate.

Deferred tax

Deferred tax is provided using the liability method on temporary differences between the tax bases of assets and liabilities and their carrying amounts for financial reporting purposes at the reporting date

Deferred tax assets are recognised for all deductible temporary differences, the carry forward of unused tax credits and any unused tax losses. Deferred tax assets are recognised to the extent that it is probable that taxable profit will be available against which the deductible temporary differences, and the carry forward of unused tax credits and unused tax losses can be utilised.

The carrying amount of deferred tax assets is reviewed at each reporting date and reduced to the extent that it is no longer probable that sufficient taxable profit will be available to allow all or part of the deferred tax asset to be utilised. Unrecognised deferred tax assets are re-assessed at each reporting date and are recognised to the extent that it has become probable that future taxable profits will allow the deferred tax asset to be recovered.

Deferred tax assets and liabilities are measured at the tax rates that are expected to apply in the year when the asset is realised, or the liability is settled, based on tax rates (and tax laws) that have been enacted or substantively enacted at the reporting date.

Deferred tax relating to items recognised outside profit or loss is recognised outside profit or loss (either in other comprehensive income or in equity). Deferred tax items are recognised in correlation to the underlying transaction either in OCI or directly in equity.

In the situations where the Company is entitled to a tax holiday under the Income-tax Act, 1961, no deferred tax (asset or liability) is recognized in respect of temporary differences which reverse during the tax holiday period, to the extent the concerned entity's gross total income is subject to the deduction during the tax holiday period. Deferred tax in respect of temporary differences which reverse after the tax holiday period is recognized in the year in which the temporary differences originate. However, the Company restricts recognition of deferred tax assets to the extent it is probable that sufficient future taxable income will be available against which such deferred tax assets can be realized. For recognition of deferred taxes, the temporary differences which originate first are considered to reverse first.

#### **Minimum alternate tax (MAT)**


Minimum alternate tax (MAT) paid in a year is charged to the statement of profit and loss as current tax for the year. The deferred tax asset is recognised for MAT credit available only to the extent that it is probable that the Company will pay normal income tax during the specified period, i.e., the period for which MAT credit is allowed to be carried forward. In the year in which the Company recognizes MAT credit as an asset, it is created by way of credit to the statement of profit and loss and shown as part of deferred tax asset. The Company reviews the "MAT credit entitlement" asset at each reporting date and writes down the asset to the extent that it is no longer probable that it will pay normal tax during the specified period.

#### **Sales/ value added taxes paid on acquisition of assets or on incurring expenses**

Expenses and assets are recognised net of the amount of sales/ value added taxes paid, except:

- When the tax incurred on a purchase of assets or services is not recoverable from the taxation authority, in which case, the tax paid is recognised as part of the cost of acquisition of the asset or as part of the expense item, as applicable.
- When receivables and payables are stated with the amount of tax included.

The net amount of tax recoverable from, or payable to, the taxation authority is included as part of receivables or payables in the balance sheet.



f) **Property, plant and equipment**

Capital work in progress and property, plant and equipment are stated at cost, net of accumulated depreciation and accumulated impairment losses, if any. Such cost includes the cost of replacing part of the plant and equipment and borrowing costs for long-term construction projects if the recognition criteria are met. When significant parts of property, plant and equipment are required to be replaced at intervals, the Company depreciates them separately based on their specific useful lives. Likewise, when a major inspection is performed, its cost is recognised in the carrying amount of the plant and equipment as a replacement if the recognition criteria are satisfied. All other repair and maintenance costs are recognised in profit or loss as incurred.

The present value of the expected cost for the decommissioning of an asset after its use is included in the cost of the respective asset if the recognition criteria for a provision are met. Refer to Note 2.3 regarding significant accounting judgements, estimates and assumptions and provisions for further information about the recorded decommissioning provision.

The cost comprises purchase price, borrowing costs if capitalization criteria are met and directly attributable cost of bringing the asset to its working condition for the intended use. Any trade discounts and rebates are deducted in arriving at the purchase price. The present value of the expected cost for the decommissioning of an asset after its use is included in the cost of the respective asset if the recognition criteria for a provision are met.

Advances paid towards the acquisition of property, plant and equipment outstanding at each balance sheet date are classified as capital advances and cost of assets not ready for use at the balance sheet date are disclosed under capital work-in-progress.

Depreciation is calculated on a straight-line method (SLM) over the estimated useful lives of the assets as follows:

Assets Description	Useful lives estimated by management (SLM) (Years)
Furniture and fixtures*	7
Office equipment	5
Computers	3
Servers	5

\*During the year ended March 31, 2019, the Company had re-estimated the useful life of these assets from 10 years to 7 years, the impact of such change was not significant.

Leasehold improvements acquired on operating lease are amortized over the period of the respective leases or their estimated useful life, whichever is lower.


The Company, based on technical assessment and management estimate, depreciates certain items of plant and equipment over estimated useful lives which are different from the useful life prescribed in Schedule II to the Companies Act, 2013. The management believes that these estimated useful lives are realistic and reflect fair approximation of the period over which the assets are likely to be used.

An item of property, plant and equipment and any significant part initially recognised is derecognised upon disposal or when no future economic benefits are expected from its use or disposal. Any gain or loss arising on derecognition of the asset (calculated as the difference between the net disposal proceeds and the carrying amount of the asset) is included in the statement of profit and loss when the asset is derecognised.

The residual values, useful lives and methods of depreciation of property, plant and equipment are reviewed at each financial year end and adjusted prospectively, if appropriate.

g) **Intangible assets**

Intangible assets acquired separately are measured on initial recognition at cost. Following initial recognition, intangible assets are carried at cost less any accumulated amortisation and accumulated impairment losses. Internally generated intangibles, excluding capitalised development costs, if any, are not capitalised and the related expenditure is reflected in statement of profit or loss in the period in which the expenditure is incurred.





The useful lives of intangible assets are assessed as either finite or indefinite. The Company does not have intangible asset whose useful life is assumed as indefinite.

Intangible assets with finite lives are amortised over the useful economic life and assessed for impairment whenever there is an indication that the intangible asset may be impaired. The amortisation period and the amortisation method for an intangible asset with a finite useful life are reviewed at least at the end of each reporting period. Changes in the expected useful life or the expected pattern of consumption of future economic benefits embodied in the asset are considered to modify the amortisation period or method, as appropriate, and are treated as changes in accounting estimates. The amortisation expense on intangible assets with finite lives is recognised in the statement of profit and loss unless such expenditure forms part of carrying value of another asset.

#### **h) Leases**

The Company assesses at contract inception whether a contract is, or contains, a lease. That is, if the contract conveys the right to control the use of an identified asset for a period of time in exchange for consideration.

##### **Company as a lessee**

The Company applies a single recognition and measurement approach for all leases, except for short-term leases and leases of low-value assets. The Company recognises lease liabilities to make lease payments and right-of-use assets representing the right to use the underlying assets.

##### **a) Right-of-use assets**

The Company recognises right-of-use assets at the commencement date of the lease (i.e., the date the underlying asset is available for use). Right-of-use assets are measured at cost, less any accumulated depreciation and impairment losses, and adjusted for any remeasurement of lease liabilities. The cost of right-of-use assets includes the amount of lease liabilities recognised, initial direct costs incurred, and lease payments made at or before the commencement date less any lease incentives received. Right-of-use assets are depreciated on a straight-line basis over the shorter of the lease term and the estimated useful lives of the assets.

The right-of-use assets are also subject to impairment. Refer to the accounting policies in section (i) Impairment of non-financial assets.


##### **b) Lease Liabilities**

At the commencement date of the lease, the Company recognises lease liabilities measured at the present value of lease payments to be made over the lease term. The lease payments include fixed payments (including in substance fixed payments) less any lease incentives receivable, variable lease payments that depend on an index or a rate, and amounts expected to be paid under residual value guarantees. The lease payments also include the exercise price of a purchase option reasonably certain to be exercised by the Company and payments of penalties for terminating the lease, if the lease term reflects the Company exercising the option to terminate. Variable lease payments that do not depend on an index or a rate are recognised as expenses (unless they are incurred to produce inventories) in the period in which the event or condition that triggers the payment occurs.

In calculating the present value of lease payments, the Company uses its incremental borrowing rate at the lease commencement date because the interest rate implicit in the lease is not readily determinable. After the commencement date, the amount of lease liabilities is increased to reflect the accretion of interest and reduced for the lease payments made. In addition, the carrying amount of lease liabilities is remeasured if there is a modification, a change in the lease term, a change in the lease payments (e.g., changes to future payments resulting from a change in an index or rate used to determine such lease payments) or a change in the assessment of an option to purchase the underlying asset.

##### **c) Short-term leases and leases of low-value assets**

The Company applies the short-term lease recognition exemption to its short-term leases of machinery and equipment (i.e., those leases that have a lease term of 12 months or less from the commencement date and do not contain a purchase option). It also applies the lease of low-value assets recognition exemption to leases of office equipment that are considered to be low value. Lease payments on short-term leases and leases of low-value assets are recognised as expense on a straight-line basis over the lease term.





**i) Impairment of non-financial assets.**

The Company assesses, at each reporting date, whether there is an indication that an asset may be impaired. If any indication exists, or when annual impairment testing for an asset is required, the Company estimates the asset's recoverable amount. An asset's recoverable amount is the higher of an asset's or cash-generating unit's (CGU) fair value less costs of disposal and its value in use. Recoverable amount is determined for an individual asset, unless the asset does not generate cash inflows that are largely independent of those from other assets or companies of assets. When the carrying amount of an asset or CGU exceeds its recoverable amount, the asset is considered impaired and is written down to its recoverable amount.

In assessing value in use, the estimated future cash flows are discounted to their present value using a pre-tax discount rate that reflects current market assessments of the time value of money and the risks specific to the asset. In determining fair value less costs of disposal, recent market transactions are taken into account. If no such transactions can be identified, an appropriate valuation model is used. These calculations are corroborated by valuation multiples, quoted share prices for publicly traded companies or other available fair value indicators.

For assets, an assessment is made at each reporting date to determine whether there is an indication that previously recognised impairment losses no longer exist or have decreased. If such indication exists, the Company estimates the asset's or CGU's recoverable amount. A previously recognised impairment loss is reversed only if there has been a change in the assumptions used to determine the asset's recoverable amount since the last impairment loss was recognised. The reversal is limited so that the carrying amount of the asset does not exceed its recoverable amount, nor exceed the carrying amount that would have been determined, net of depreciation, had no impairment loss been recognised for the asset in prior years. Such reversal is recognised in the statement of profit or loss unless the asset is carried at a revalued amount, in which case, the reversal is treated as a revaluation increase.

**j) Provisions**

**General**

Provisions are recognised when the Company has a present obligation (legal or constructive) as a result of a past event, it is probable that an outflow of resources embodying economic benefits will be required to settle the obligation and a reliable estimate can be made of the amount of the obligation. When the Company expects some or all of a provision to be reimbursed, for example, under an insurance contract, the reimbursement is recognised as a separate asset, but only when the reimbursement is virtually certain. The expense relating to a provision is presented in the statement of profit and loss net of any reimbursement.

If the effect of the time value of money is material, provisions are discounted using a current pre-tax rate that reflects, when appropriate, the risks specific to the liability. When discounting is used, the increase in the provision due to the passage of time is recognised as a finance cost.

**Decommissioning liability**

The Company records a provision for decommissioning costs of the Company's, corporate office and other divisions. Decommissioning costs are provided at the present value of expected costs to settle the obligation using estimated cash flows and are recognised as part of the cost of the particular asset. The cash flows are discounted at a current pre-tax rate that reflects the risks specific to the decommissioning liability. The unwinding of the discount is expensed as incurred and recognised in the statement of profit and loss as a finance cost. The estimated future costs of decommissioning are reviewed annually and adjusted as appropriate. Changes in the estimated future costs or in the discount rate applied are added to or deducted from the cost of the asset.

**Onerous contracts**

If the Company has a contract that is onerous, the present obligation under the contract is recognised and measured as a provision. However, before a separate provision for an onerous contract is established, the Company recognises any impairment loss that has occurred on assets dedicated to that contract.

An onerous contract is a contract under which the unavoidable costs (i.e., the costs that the Company cannot avoid because it has the contract) of meeting the obligations under the contract exceed the economic benefits expected to be received under it. The unavoidable costs under a contract reflect the least net cost of exiting from the contract,





which is the lower of the cost of fulfilling it and any compensation or penalties arising from failure to fulfil it. The cost of fulfilling a contract comprises the costs that relate directly to the contract (i.e., both incremental costs and an allocation of costs directly related to contract activities).

**k) Retirement and other employee benefits**

Retirement benefit in the form of provident fund is a defined contribution scheme. The Company has no obligation, other than the contribution payable to the provident fund. The Company recognizes contribution payable to the provident fund scheme as an expense, when an employee renders the related service. If the contribution payable to the scheme for service received before the balance sheet date exceeds the contribution already paid, the deficit payable to the scheme is recognized as a liability after deducting the contribution already paid. If the contribution already paid exceeds the contribution due for services received before the balance sheet date, then excess is recognized as an asset to the extent that the pre-payment will lead to, for example, a reduction in future payment or a cash refund.

The Company operates a defined benefit gratuity plan in India, which requires contributions to be made to a separately administered fund.

The cost of providing benefits under the defined benefit plan is determined using the projected unit credit method.

Remeasurements, comprising of actuarial gains and losses, the effect of the asset ceiling, excluding amounts included in net interest on the net defined benefit liability and the return on plan assets (excluding amounts included in net interest on the net defined benefit liability), are recognised immediately in the balance sheet with a corresponding debit or credit to retained earnings through OCI in the period in which they occur. Remeasurements are not reclassified to profit or loss in subsequent periods.

Past service costs are recognised in profit or loss on the earlier of:

- The date of the plan amendment or curtailment, and
- The date that the Company recognises related restructuring costs

Net interest is calculated by applying the discount rate to the net defined benefit liability or asset. The Company recognises the following changes in the net defined benefit obligation as an expense in the consolidated statement of profit and loss:

- Service costs comprising current service costs, past-service costs, gains and losses on curtailments and non-routine settlements; and
- Net interest expense or income

Leave Encashment / compensated absences

Accumulated leave, which is expected to be utilized within the next twelve months, is treated as short-term employee benefit. The Company measures the expected cost of such absences as the additional amount that it expects to pay as a result of the unused entitlement that has accumulated at the reporting date.

The Company treats accumulated leave expected to be carried forward beyond twelve months, as long-term employee benefit for measurement purposes. Such long-term compensated absences are provided for based on the actuarial valuation using the projected unit credit method at the year-end. Actuarial gain/loss are immediately taken to the statement of profit and loss and are not deferred. The Company presents the entire leave as a current liability in the balance sheet, since it does not have an unconditional right to defer its settlement for twelve months after the reporting date.

**l) Share-based payments**

Certain Employees of the Company receive remuneration in the form of share-based payments, whereby employees render services as consideration for equity instruments (equity-settled transactions).

Equity-settled transactions

Equity settled stock options granted under are measured by reference to the fair value of the option at the date of grant in accordance with Ind AS 102, Share-Based Payment. The expense is recognized in the Statement of Profit



and Loss with a corresponding increase to the share based payment reserve, a component of other equity. The estimated fair value of awards is charged to the Profit and Loss on a straight-line basis over the vesting period.

Service and non-market performance conditions are not taken into account when determining the grant date fair value of awards, but the likelihood of the conditions being met is assessed as part of the Company's best estimate of the number of equity instruments that will ultimately vest. Market performance conditions are reflected within the grant date fair value. Any other conditions attached to an award, but without an associated service requirement, are considered to be non-vesting conditions. Non-vesting conditions are reflected in the fair value of an award and lead to an immediate expensing of an award unless there are also service and/or performance conditions.

#### **m) Financial Instruments**

A financial instrument is any contract that gives rise to a financial asset of one entity and a financial liability or equity instrument of another entity.

##### **Financial assets at amortised cost**

Financial assets are subsequently measured at amortised cost if these financial assets are held within a business whose objective is to hold these assets in order to collect contractual cash flows and the contractual terms of the financial asset give rise on specified dates to cash flows that are solely payments of principal and interest on the principal amount outstanding.

##### **Financial assets at fair value through other comprehensive income**

Financial assets are measured at fair value through other comprehensive income if these financial assets are held within a business whose objective is achieved by both collecting contractual cash flows and selling financial assets and the contractual terms of the financial asset give rise on specified dates to cash flows that are solely payments of principal and interest on the principal amount outstanding.

##### **Financial assets at fair value through profit or loss**

Financial assets are measured at fair value through profit or loss unless it is measured at amortised cost or at fair value through other comprehensive income on initial recognition. The transaction costs directly attributable to the acquisition of financial assets at fair value through profit or loss are immediately recognised in statement of profit and loss.

##### **Financial liabilities**

Financial liabilities are subsequently carried at amortized cost using the effective interest method, except for contingent consideration recognized in a business combination which is subsequently measured at fair value through profit or loss. For trade and other payables maturing within one year from the balance sheet date, the carrying amounts approximate fair value due to the short maturity of these instruments.

##### **De-recognition of financial instruments**

The Company derecognizes a financial asset when the contractual rights to the cash flows from the financial asset expire or it transfers the financial asset and the transfer qualifies for derecognition under Ind AS 109. A financial liability (or a part of a financial liability) is derecognized when the obligation specified in the contract is discharged or cancelled or expires.

##### **Impairment of financial assets**

In accordance with Ind AS 109, the company applies Expected Credit Loss (ECL) model for measurement and recognition of impairment loss on the following financial assets and credit risk exposure:

Trade receivables or any contractual right to receive cash or another financial asset that result from transactions that are within the scope of Ind AS 11 and Ind AS 18

The Company follows 'simplified approach' for recognition of impairment loss allowance on:

- Trade receivables





- The application of simplified approach does not require the company to track changes in credit risk. Rather, it recognises impairment loss allowance based on lifetime ECLs at each reporting date, right from its initial recognition.

For recognition of impairment loss on other financial assets and risk exposure, the Company determines that whether there has been a significant increase in the credit risk since initial recognition. If credit risk has not increased significantly, 12-month ECL is used to provide for impairment loss. However, if credit risk has increased significantly, lifetime ECL is used. If, in a subsequent period, credit quality of the instrument improves such that there is no longer a significant increase in credit risk since initial recognition, then the entity reverts to recognising impairment loss allowance based on 12-month ECL.

Lifetime ECL are the expected credit losses resulting from all possible default events over the expected life of a financial instrument. The 12-month ECL is a portion of the lifetime ECL which results from default events that are possible within 12 months after the reporting date.

ECL is the difference between all contractual cash flows that are due to the Company in accordance with the contract and all the cash flows that the entity expects to receive (i.e., all cash shortfalls), discounted at the original EIR. When estimating the cash flows, an entity is required to consider:

- All contractual terms of the financial instrument (including prepayment, extension, call and similar options) over the expected life of the financial instrument. However, in rare cases when the expected life of the financial instrument cannot be estimated reliably, then the entity is required to use the remaining contractual term of the financial instrument
- Cash flows from the sale of collateral held or other credit enhancements that are integral to the contractual terms
- ECL impairment loss allowance (or reversal) recognized during the year is recognized as income/ expense in the statement of profit and loss (P&L). This amount is reflected under the head 'other expenses' in the P&L. The balance sheet presentation for various financial instruments is described below:
- Financial assets measured as at amortised cost, contractual revenue receivables and lease receivables: ECL is presented as an allowance, i.e., as an integral part of the measurement of those assets in the balance sheet. The allowance reduces the net carrying amount. Until the asset meets write-off criteria, the Company does not reduce impairment allowance from the gross carrying amount.

For assessing increase in credit risk and impairment loss, the Company combines financial instruments on the basis of shared credit risk characteristics with the objective of facilitating an analysis that is designed to enable significant increases in credit risk to be identified on a timely basis.


The Company does not have any purchased or originated credit-impaired (POCI) financial assets, i.e., financial assets which are credit impaired on purchase/ origination.

#### **Reclassification of financial assets**

The Company determines classification of financial assets and liabilities on initial recognition. After initial recognition, no reclassification is made for financial assets which are equity instruments and financial liabilities. For financial assets which are debt instruments, a reclassification is made only if there is a change in the business model for managing those assets. Changes to the business model are expected to be infrequent. If the company reclassifies financial assets, it applies the reclassification prospectively from the reclassification date which is the first day of the immediately next reporting period following the change in business model. The company does not restate any previously recognized gains, losses (including impairment gains or losses) or interest.

#### **Offsetting of financial instruments**

Financial assets and financial liabilities are offset and the net amount is reported in the balance sheet if there is a currently enforceable legal right to offset the recognised amounts and there is an intention to settle on a net basis, to realise the assets and settle the liabilities simultaneously.





**n) Earnings per share**

Basic earnings per share are calculated by dividing the net profit or loss for the year attributable to equity shareholders (after deducting preference dividends and attributable taxes) by the weighted average number of equity shares outstanding during the year. Partly paid equity shares are treated as a fraction of an equity share to the extent that they are entitled to participate in dividends relative to a fully paid equity share during the reporting period. The weighted average number of equity shares outstanding during the year is adjusted for events such as bonus issue, bonus element in a rights issue, share split, and reverse share split (consolidation of shares) that have changed the number of equity shares outstanding, without a corresponding change in resources.

For the purpose of calculating diluted earnings per share, the net profit or loss for the year attributable to equity shareholders and the weighted average number of shares outstanding during the year are adjusted for the effects of all dilutive potential equity shares.

**o) Cash and cash equivalents**

Cash and cash equivalents in the balance sheet comprise cash at banks and on hand and short-term deposits with an original maturity of three months or less, which are subject to an insignificant risk of changes in value.

**2.3 Significant accounting estimates and assumptions**

The preparation of the Company's financial statements requires management to make judgements, estimates and assumptions that affect the reported amounts of revenues, expenses, assets and liabilities, accompanying disclosures, and the disclosure of contingent liabilities. Uncertainty about these assumptions and estimates could result in outcomes that require a material adjustment to the carrying amount of assets or liabilities affected in future periods.

**Estimates and assumptions**

The key assumptions concerning the future and other key sources of estimation uncertainty at the reporting date, that have a significant risk of causing a material adjustment to the carrying amounts of assets and liabilities within the next financial year, are described below. The Company based its assumptions and estimates on parameters available when the financial statements were prepared. Existing circumstances and assumptions about future developments, however, may change due to market changes or circumstances arising that are beyond the control of the Company. Such changes are reflected in the assumptions when they occur.

**(a) Share based payments**

The Company initially measures share-based payments and transactions at fair value and recognizes over the vesting period using forward pricing model. Estimating fair value for share-based payment transactions requires determination of the most appropriate valuation model, which is dependent on the terms and conditions of the grant. For share-based payment transactions, the liability needs to be re-measured at the end of each reporting period up to the date of settlement, with any changes in fair value recognized in the statement of profit and loss. This requires a reassessment of the estimates used at the end of each reporting period. The assumptions and model used for estimating fair value for share-based payment transactions are disclosed in Note 29.

**(b) Defined benefit plans (gratuity benefits)**

The cost of the defined benefit gratuity plan and other post-employment retirement benefits and the present value of the gratuity obligation are determined using actuarial valuations. An actuarial valuation involves making various assumptions that may differ from actual developments in the future. These include the determination of the discount rate, future salary increases and mortality rates. Due to the complexities involved in the valuation and its long-term nature, a defined benefit obligation is highly sensitive to changes in these assumptions. All assumptions are reviewed at each reporting date.

The parameter most subject to change is the discount rate. In determining the appropriate discount rate for plans operated in India, the management considers the interest rates of government bonds in currencies consistent with the currencies of the post-employment benefit obligation.

The mortality rate is based on publicly available mortality tables. Those mortality tables tend to change only at interval in response to demographic changes. Future salary increases is based on expected future inflation rates in India.



Further details about gratuity obligations are given in Note 24.



**(c) Fair value measurement of financial instruments**

When the fair values of financial assets and financial liabilities recorded in the balance sheet cannot be measured based on quoted prices in active markets, their fair value is measured using valuation techniques including the DCF model. The inputs to these models are taken from observable markets where possible, but where this is not feasible, a degree of judgment is required in establishing fair values. Judgements include considerations of inputs such as liquidity risk, credit risk and volatility. Changes in assumptions about these factors could affect the reported fair value of financial instruments. Refer Note 31 for further disclosures.

**(d) Useful life of assets considered for depreciation of Property, Plant and Equipment**

The charge in respect of periodic depreciation is derived after determining an estimate of an asset's expected useful life and the expected residual value at the end of its life. The useful lives and residual values of Company's assets are determined by management at the time the asset is acquired and reviewed at each financial year end. The lives are based on prior asset usage experience and the risk of technological obsolescence.

*-:This space is intentionally left blank:-*





**3 Property, plant and equipment**

Particulars	Computers and servers	Furniture and fixtures	Leasehold improvement	Office equipment	Total
<b>At Cost</b>					
At April 1, 2018	213	18	-	42	273
Additions	477	88	1,035	233	1,833
Reclassification (a)	21	-	-	(21)	-
Disposals	-*	(17)	-	(2)	(19)
<b>At March 31, 2019</b>	<b>711</b>	<b>89</b>	<b>1,035</b>	<b>252</b>	<b>2,087</b>
Additions	239	-	-	5	244
Disposals	(1)	-	-	(1)	(2)
<b>At March 31, 2020</b>	<b>949</b>	<b>89</b>	<b>1,035</b>	<b>256</b>	<b>2,329</b>
<b>Depreciation</b>					
At April 1, 2018	-	-	-	-	-
Charge for the year	153	10	78	39	280
Reclassification (a)	-	-	-	-	-
Disposals	-	-	-	-	-
<b>At March 31, 2019</b>	<b>153</b>	<b>10</b>	<b>78</b>	<b>39</b>	<b>280</b>
Charge for the year	268	22	207	63	560
Disposals	-	-	-	-	-
<b>At March 31, 2020</b>	<b>421</b>	<b>32</b>	<b>285</b>	<b>102</b>	<b>840</b>
<b>Net book value</b>					
At March 31, 2020	528	57	750	154	1,489
At March 31, 2019	558	79	957	213	1,807
At April 1, 2018	213	18	-	42	273


\*Nil due to rounding off to Rupees Lakhs

(a) During the year ended March 31, 2019, the Company had changed classification of these assets to align with the group policy.

**4 Other intangible assets**

Particulars	Computer software
<b>At Cost</b>	
At April 1, 2018	8
Additions	-
Disposals	-
<b>At March 31, 2019</b>	<b>8</b>
Additions	26
Disposals	-
<b>At March 31, 2020</b>	<b>34</b>
<b>Amortization</b>	
At April 1, 2018	-
Charge for the year	6
Disposals	-
<b>At March 31, 2019</b>	<b>6</b>
Charge for the year	6
Disposals	-
<b>At March 31, 2020</b>	<b>12</b>
<b>Net book value</b>	
At March 31, 2020	22
At March 31, 2019	2
At April 1, 2018	8

-:This space is intentionally left blank:-



5 Financial assets

	Non-current			Current		
	31-Mar-20	31-Mar-19	01-Apr-18	31-Mar-20	31-Mar-19	01-Apr-18
(i) Loans, carried at amortised cost						
Unsecured, considered good						
Security deposits	-	-	266	42	125	12
Loan to related parties (a)	1,550	-	-	-	-	-
<b>Total Loans</b>	<b>1,550</b>	<b>-</b>	<b>266</b>	<b>42</b>	<b>125</b>	<b>12</b>

(a) During the year, the Company has given loan to one of its fellow subsidiaries to be utilized for its principal business activities. The loan is repayable within a period of 3 years with a rate of interest of 8.9% although the fellow subsidiary has a option to prepay the loan. The overall borrowing limits is Rs 1600 Lakhs. Refer note 30.

(ii) Other financial assets at amortised cost

	Current		
	31-Mar-20	31-Mar-19	01-Apr-18
Unsecured, considered good			
Unbilled revenue			
due from related parties (note 30)	1,032	-	281
due from others	-	-	8
Interest receivable on loan to related party (note 30)	56	-	-
Interest receivable on fixed deposits	21	6	2
<b>Total other financial assets</b>	<b>1,109</b>	<b>6</b>	<b>291</b>

Break up of financial assets carried at amortised cost

	31-Mar-20	31-Mar-19	01-Apr-18
Loans (note 5(i))	1,592	125	278
Other financial assets (note 5(ii))	1,109	6	291
Trade receivables (note 8)	1,037	1,844	8,321
Cash and cash equivalents (note 9)	8,212	7,649	318
Bank balance other than cash and cash equivalents (note 10)	18	19	28
<b>Total financial assets carried at amortised cost</b>	<b>11,968</b>	<b>9,643</b>	<b>9,236</b>

6 Deferred tax assets (net)

Deferred tax asset/(liability) relates to the following

	31-Mar-20	31-Mar-19	01-Apr-18
On MAT credit entitlement	945	1,008	944
Property, plant and equipment/impact of difference between tax depreciation and depreciation /amortisation charged for the financial reporting	71	7	2
Other expense allowable in subsequent years for tax purpose	11	36	27
Impact of expenditure charged to the statement of profit and loss in the current year but allowed for tax purposes on payment basis:			
Compensated absences	41	44	43
Gratuity	39	37	25
<b>Deferred tax assets (net)</b>	<b>1,107</b>	<b>1,132</b>	<b>1,041</b>
<b>Deferred tax credit / (charge)</b>	<b>(25)</b>	<b>91</b>	

Reconciliation of net deferred tax assets (net) is as follows

	31-Mar-20	31-Mar-19
Opening balance as at April 1	1,132	1,041
Tax income / (expenses) recognized during the year in the statement of profit or loss	(20)	93
Tax income/(expenses) during the year recognized in OCI	(5)	(2)
Closing balance as at March 31	<b>1,107</b>	<b>1,132</b>

Also refer note 25



**LiquidHub India Private Limited**  
**Notes to the financial statements for the year ended March 31, 2020**  
**(All amounts in Indian Rupees Lakhs, unless otherwise stated)**

7 Other assets	Non-current			Current		
	31-Mar-20	31-Mar-19	01-Apr-18	31-Mar-20	31-Mar-19	01-Apr-18
Unsecured considered good						
Capital advances	-	51	-	-	-	-
Employee advances	-	-	-	-	11	-
Balances with statutory authorities	135	250	200	-	-	22
Prepaid expenses	-	-	-	62	9	163
Other assets						
Due from related parties (note 30)	-	-	-	-	-	1
Due from others	-	-	-	.*	1	14
	<b>135</b>	<b>301</b>	<b>200</b>	<b>62</b>	<b>21</b>	<b>200</b>

\*Nil due to rounding off to Rupees Lakhs

8 Trade receivables	Current		
	31-Mar-20	31-Mar-19	01-Apr-18
Trade receivables	-	-	40
Trade receivables from related parties (note 30)	1,037	1,844	8,281
<b>Total trade receivables</b>	<b>1,037</b>	<b>1,844</b>	<b>8,321</b>
<b>Break up of security details</b>			
Trade receivables, secured, considered good	-	-	-
Trade receivables, unsecured, considered good	1,037	1,844	8,321
Trade receivables which have significant increase in credit risk	-	-	-
Trade receivables, credit impaired	-	-	-
	<b>1,037</b>	<b>1,844</b>	<b>8,321</b>



No trade receivables are due from directors or other key managerial personnel of the Company either severally or jointly with any other person. Trade receivables are non-interest bearing and are generally on terms of 30 to 90 days.

9 Cash and cash equivalents /	Current		
	31-Mar-20	31-Mar-19	01-Apr-18
Balances with banks:			
On current accounts	712	330	318
Deposits with original maturity of less than 3 months	7,500	7,319	-
	<b>8,212</b>	<b>7,649</b>	<b>318</b>

10 Bank balance other than cash and cash equivalents	Non-current			Current		
	31-Mar-20	31-Mar-19	01-Apr-18	31-Mar-20	31-Mar-19	01-Apr-18
Deposits with remaining maturity for less than 12 months	-	-	16	17	17	12
Deposits with remaining maturity for more than 12 months	1	2	-	-	-	-
	<b>1</b>	<b>2</b>	<b>16</b>	<b>17</b>	<b>17</b>	<b>12</b>

Of the above Rs. 1 Lakhs (March 31, 2019: Rs. 2 Lakhs; April 1, 2018: Rs. 1 lakhs) is against a guarantee in favour of the Customs authorities. Further, fixed deposits amounting to Rs. 17 Lakhs (March 31, 2019: Rs. 17 Lakhs; April 1, 2018: Rs. 15 Lakhs) are subject to first charge against the corporate credit card facility availed by the Company for its employees.

--This space is intentionally left blank--





**11 Equity share capital**

	31-Mar-20	31-Mar-19	01-Apr-18
<b>Authorised shares</b> 50,000 (March 31, 2019: 50,000; April 1, 2018: 50,000) equity shares of Rs.10 each	5	5	5
<b>Issued, subscribed and fully paid-up shares</b> 10,000 (March 31, 2019: 10,000; April 1, 2018: 10,000) equity shares of Rs.10 each, fully paid up	1	1	1
<b>Total issued, subscribed and fully paid up share capital</b>	<b>1</b>	<b>1</b>	<b>1</b>

**(a) Reconciliation of the shares outstanding at the beginning and at the end of the reporting period**

	31-Mar-20		31-Mar-19		01-Apr-18	
	Nos.	Amount	Nos.	Amount	Nos.	Amount
At the beginning of the year	10,000	1	10,000	1	10,000	1
Issued during the year	-	-	-	-	-	-
<b>Outstanding at the end of the year</b>	<b>10,000</b>	<b>1</b>	<b>10,000</b>	<b>1</b>	<b>10,000</b>	<b>1</b>

**b) Terms/rights attached to equity shares**

The Company has only one class of equity shares having a par value of Rs.10 per share. Each holder of equity shares is entitled to one vote per share. The Company declares and pays dividends in Indian Rupees.

In the event of the liquidation of the Company, the holders of equity shares will be entitled to receive the remaining assets of the Company. The distribution will be in proportion to the number of equity shares held by the shareholders.

**(c) Shares held by holding/ ultimate holding company and/ or their subsidiaries/ associates**

Out of equity issued by the Company, shares held by its holding company, ultimate holding company and their subsidiaries/ associates are as below:

	31-Mar-20	31-Mar-19	01-Apr-18
Capgemini Technology Services India Limited, India, the holding company (effective November 28, 2019) 9,999 (March 31, 2019: Nil) (April 1, 2018: Nil) equity shares of Rs. 10 each fully paid	1	-	-
Srinivas Rao Kandula, Director (effective 28 November, 2019) (a) 1 (March 31, 2019: Nil) (April 1, 2018: Nil) equity shares of Rs. 10 each fully paid	*	-	-
Capgemini America Inc., USA, the holding company upto November 27, 2019 Nil (March 31, 2019: 9,999) (April 1, 2018: 1) equity shares of Rs. 10 each fully paid	-	1	*
LiquidHub Inc., USA, the holding company upto December 30, 2018 (b) Nil (March 31, 2019: Nil) (April 1, 2018: 9,999) equity shares of Rs. 10 each fully paid	-	-	1
Capgemini North America Inc., USA, subsidiary of ultimate holding company (c) Nil (March 31, 2019: 1) (April 1, 2018: Nil) equity shares of Rs. 10 each fully paid	-	*	-
	<b>1</b>	<b>1</b>	<b>1</b>

(a) With respect to the share held by Srinivas Rao Kandula, Director, the beneficial ownership is with Capgemini Technology Services India Limited, India.

(b) LiquidHub Inc., USA merged into Capgemini America Inc., USA w.e.f December 31, 2018.

(c) With respect to the share held by Capgemini North America Inc., USA, the beneficial ownership is with Capgemini America Inc., USA.

Details of shareholders holding more than 5% shares in the Company

	31-Mar-20		31-Mar-19		01-Apr-18	
	Nos.	%	Nos.	%	Nos.	%
Capgemini Technology Services India Limited, India	9,999	99.99%	-	-	-	-
Capgemini America Inc., USA	-	-	9,999	99.99%	1	-
LiquidHub Inc., USA	-	-	-	-	9,999	99.99%

\*Nil due to rounding off in Lakhs

**12 Other equity**

	31-Mar-20	31-Mar-19	01-Apr-18
Share based payments reserve (a)	2	*	-
Retained earnings	13,284	11,491	9,852
	<b>13,286</b>	<b>11,491</b>	<b>9,852</b>

\*Nil due to rounding off in Lakhs

(a) The share options based payment reserve is used to recognise the grant date fair value of options issued to employees under Employee stock ownership plan.

(b) For movement of Other equity, also refer Statement of changes in equity



**13 Other financial liabilities**

	Non-current			Current		
	31-Mar-20	31-Mar-19	01-Apr-18	31-Mar-20	31-Mar-19	01-Apr-18
<b>Carried at amortized cost</b>						
Payable for capital goods	-	-	-	-	28	-
Bonus payable	37	35	54	146	250	207
Other payables						
Dues to related parties (note 30)	-	-	-	204	12	-
Others	-	-	-	32	5	18
	<b>37</b>	<b>35</b>	<b>54</b>	<b>382</b>	<b>295</b>	<b>225</b>

**14 Trade payables**

	31-Mar-20	31-Mar-19	01-Apr-18
<b>Carried at amortised cost</b>			
total outstanding dues of micro enterprises and small enterprises (b)	..*	-	-
total outstanding dues of creditors other than micro enterprises and small enterprises	245	295	130
<b>Total trade payables</b>	<b>245</b>	<b>295</b>	<b>130</b>

(a) Trade payables are generally non interest bearing and are normally settled with 30-45 days.

(b) Details of dues to micro and small enterprises as defined under the MSMED Act, 2006

The principal amount and the interest due thereon remaining unpaid to any supplier as at the end of each accounting year

	31-Mar-20	31-Mar-19	01-Apr-18
Principal amount due to micro and small enterprises	..*	-	-
Interest due on above	..*	-	-

The amount of interest paid by the buyer in terms of section 16 of the MSMED Act 2006 along with the amounts of the payment made to the supplier beyond the appointed day during each accounting year

	31-Mar-20	31-Mar-19	01-Apr-18
	-	-	-

The amount of interest due and payable for the period of delay in making payment (which have been paid but beyond the appointed day during the year) but without adding the interest specified under the MSMED Act 2006.

	31-Mar-20	31-Mar-19	01-Apr-18
	..*	-	-

The amount of interest accrued and remaining unpaid at the end of each accounting year

	31-Mar-20	31-Mar-19	01-Apr-18
	..*	-	-

The amount of further interest remaining due and payable even in the succeeding years, until such date when the interest dues as above are actually paid to the small enterprise for the purpose of disallowance as a deductible expenditure under section 23 of the MSMED Act 2006

	31-Mar-20	31-Mar-19	01-Apr-18
	..*	-	-

\*Nil due to rounding off to Rupees Lakhs

**15 Provisions**



	Current		
	31-Mar-20	31-Mar-19	01-Apr-18
<b>Provision for employee benefits</b>			
Provision for gratuity (note 24)	262	229	159
Provision for compensated absences	252	272	275
	<b>514</b>	<b>501</b>	<b>434</b>

**16 Other liabilities**



	Current		
	31-Mar-20	31-Mar-19	01-Apr-18
Unearned revenue			
Due to related parties (note 30)	-	64	-
Statutory dues*	242	197	259
	<b>242</b>	<b>261</b>	<b>259</b>

\*Includes dues towards provident fund, profession tax, withholding taxes and goods and services tax

-This space is intentionally left blank:-



17 Revenue from operations	31-Mar-20	31-Mar-19
<b>Disaggregated revenue information</b>		
Sale of services		
Income IT and IT enabled services	13,997	14,495
a) Revenue from operations include amount recognised from amounts included in unearned revenue at the beginning of the year Rs 64 Lakhs (March 31, 2019: Rs Nil Lakhs).		
b) Income from IT and IT enabled services includes Rs 63 Lakhs (March 31, 2019: Nil) towards out of pocket expenses reimbursed by customers.		
c) Also refer note 28 and 30.		
<b>Contract balances</b>		
Contract liabilities - unearned revenue (note 16)	-	64
<b>18 Finance Income</b>		
Interest on bank deposits	415	98
Interest on loan to related party (note 30)	62	-
Interest on security deposits	2	8
	<u>479</u>	<u>106</u>
<b>19 Other income</b>		
Gain on account of foreign exchange fluctuation (net)	12	618
Miscellaneous Income	-	1
	<u>12</u>	<u>619</u>
<b>20 Employee benefits expense (a)</b>		
Salaries, wages and bonus	9,796	9,678
Share based payments to employees (note 29)	2	-*
Contribution to provident fund	379	378
Gratuity expense (note 24)	110	125
Compensated absences	22	37
Staff welfare expenses	98	322
	<u>10,407</u>	<u>10,540</u>
*Nil due to rounding off in Lakhs		
(a) includes reimbursement of expenses to related parties. Refer note 30.		
<b>21 Depreciation and amortization expense</b>		
Depreciation of property, plant and equipment	560	280
Depreciation expense of right-of-use (ROU) assets	423	322
Amortization of intangible assets	6	6
	<u>989</u>	<u>608</u>
<b>22 Finance costs</b>		
Interest on lease liability	122	105
Interest on others	15	3
	<u>137</u>	<u>108</u>
<b>23 Other expenses</b>		
Power and fuel	64	69
Expense relating to short-term leases (a)	2	550
Insurance	-	4
Rates and taxes	-*	11
Repairs and maintenance		
Buildings	144	247
Others (a)	80	108
CSR expenditure (note 34)	41	40
Travelling and conveyance	232	381
Communication costs	78	70
Legal and professional fees (a)	69	406
Payments to auditors (b)	28	21
Training and recruitment	1	67
Printing and stationery	4	5
Loss on sale of plant, property and equipment (net)	-*	18
Miscellaneous expenses	25	17
	<u>768</u>	<u>2,014</u>
*Nil due to rounding off in Lakhs		
(a) Includes reimbursement of expenses to related parties. Refer note 30.		
(b) Payment to auditors (excluding goods and services tax):		
As an auditor		
- Statutory audit fee	24	17
- Tax audit fee	3	3
Reimbursement of expenses	1	1
	<u>28</u>	<u>21</u>





24 Employee benefit obligation

Defined benefit Plan- gratuity

The Company has a defined benefit gratuity plan. Under the gratuity plan, every employee who has completed at least five years of service gets a gratuity on departure @ 15 days of last drawn salary for each completed year of service. The plan is funded. The following tables summarise the components of net benefit expense recognised in the statement of profit and loss and the funded status and amounts recognised in the balance sheet for the plan.

The following tables summarize the components of net benefit expense recognized in the Statement of Profit and Loss and the funded status and amounts recognized in the Balance Sheet.

	31-Mar-20	31-Mar-19	01-Apr-18
Present value of defined benefit obligation at the end of the year	468	448	365
Fair value of plan assets at the end of the year	206	219	206
<b>Net liability/(asset) recognised in the balance sheet</b>	<b>262</b>	<b>229</b>	<b>159</b>

Expenses recognised in statement of profit and loss

	31-Mar-20	31-Mar-19
Service cost	94	113
Interest cost (net)	16	12
<b>Net gratuity cost</b>	<b>110</b>	<b>125</b>

Re-measurement (gains) / losses in OCI

Actuarial (gain) / loss due to financial assumption changes	8	58
Actuarial (gain) / loss due to experience adjustments	(25)	(21)
Actuarial (gain) / loss due to change in demographic assumptions	2	(53)
Return on plan assets (greater)/less than discount rate	-	10
<b>Total (gains) / losses routed through OCI</b>	<b>(15)</b>	<b>(6)</b>

Change in projected benefit obligations

Obligations at beginning of the year	448	365
Service cost	94	113
Interest cost	31	28
Benefits settled	(90)	(43)
Past service cost	-	-
Actuarial (gain) /loss (through OCI)	(15)	(16)
<b>Obligations at end of the year</b>	<b>468</b>	<b>447</b>

Change in plan assets

Plan assets at beginning of the year, at fair value	219	206
Interest income	15	16
Return on plan assets	-	(10)
Contributions	(28)	7
<b>Plan assets at end of the year, at fair value</b>	<b>206</b>	<b>219</b>

The major categories of plan assets of the fair value of the total plan assets are as follows:

	31-Mar-20	31-Mar-19	01-Apr-18
Investments with insurer	100%	100%	100%



The principal assumptions used in determining gratuity benefit obligations for the Company's plans are shown below:

	31-Mar-20	31-Mar-19	01-Apr-18
Discount rate	5.65%	7.00%	7.80%
Future salary increases	6.00%	7.00%	7.00%
Employee turnover			
Up to 30 years	19.00%	19.00%	3.00%
31 to 44 years	19.00%	19.00%	2.00%
45 to 50 years	19.00%	27.00%	2.00%
Above 50 years	19.00%	27.00%	1.00%

A quantitative sensitivity analysis for significant assumption is as shown below:

Sensitivity Level	Defined benefit obligation				
	31-Mar-20		31-Mar-19		
	Increase	Decrease	Increase	Decrease	
Discount rate	1% increase/decrease	445	494	428	470
Further salary increase	1% increase/decrease	493	445	470	428
Attrition rate	50% increase/decrease	443	500	424	476
Mortality rate	10% increase/decrease	468	468	448	448

The sensitivity analyses above have been determined based on a method that extrapolates the impact on defined benefit obligation as a result of reasonable changes in key assumptions occurring at the end of the reporting period.



**LiquidHub India Private Limited**  
**Notes to the financial statements for the year ended March 31, 2020**  
**(All amounts in Indian Rupees Lakhs, unless otherwise stated)**

The following payments are expected contributions to the defined benefit plan in future years:

	31-Mar-20	31-Mar-19
Within the next 12 months	71	77
Between 2 and 5 years	266	275
Between 6 and 10 years	182	195
Beyond 10 years	136	108

The average duration of the defined benefit plan obligation at the end of the reporting period is 5 years (31 March 2019: 5 years).

**25 Income tax**

**(a) The major components of income tax expense for the year ended March 31, 2020 and March 31, 2019:**

	31-Mar-20	31-Mar-19
<b>(i) Profit or loss section</b>		
Current tax	385	408
Deferred tax (note 6)	20	(93)
	<b>405</b>	<b>315</b>
<b>(ii) OCI section</b>		
Deferred tax related to items recognised in OCI during the year		
Actuarial gain/ (loss) on defined benefit plan	(5)	(2)
<b>Income tax charge / (credit) to OCI</b>	<b>(5)</b>	<b>(2)</b>

**(b) Reconciliation of tax expense and accounting profit for the year ended March 31, 2020 and March 31, 2019:**

Accounting profit before income tax	2,187	1,950
Less: Income exempt under Section 10AA of the Income Tax Act, 1961	(932)	(859)
	<b>1,255</b>	<b>1,091</b>
Enacted tax rates in India*	29.12%	29.12%
Computed expected tax expense	365	318
Other adjustments	40	(3)
<b>At the effective income tax rate</b>	<b>405</b>	<b>315</b>
<b>Income tax expense reported in the statement of profit and loss</b>	<b>405</b>	<b>315</b>



The Company offsets tax assets and liabilities if and only if it has a legally enforceable right to set off current tax assets and current tax liabilities and the deferred tax assets and deferred tax liabilities relate to income taxes levied by the same tax authority.

\*The Company continues to pay income tax under older tax regime and have not opted for lower tax rate pursuant to Taxation Law (Amendment) Ordinance, 2019 considering the accumulated MAT credit and other benefits under the Income Tax Act, 1961. The Company plans to opt for lower tax regime once these benefits are utilised.

**26 Contingent liabilities**

The Company does not have any contingent liabilities as at year-end.

-:This space is intentionally left blank:-



## 27 Leases

The Company has lease contracts for its offices used in its operations. These leases generally have lease terms between 2 years and 6 years. The Company's obligations under its leases are secured by the lessor's title to the leased assets. Generally, the Company is restricted from assigning and subleasing the leased assets. There are several lease contracts that include extension and termination options at mutual consent.

The Company applies the 'short-term lease' and 'lease of low-value assets' recognition exemptions for its leases.

Set out below are the carrying amounts of right-of-use assets recognised and the movements during the period:

	Mar-20	Mar-19
As at April 1	1,538	259
Additions	-	1,601
Depreciation expense	(423)	(322)
As at March 31	1,115	1,538

Set out below are the carrying amounts of lease liabilities (included under financial liabilities) and the movements during the period:

	Mar-20	Mar-19
As at 1 April	1,596	255
Additions	-	1,601
Accretion of interest	122	105
Payments	(489)	(365)
As at March 31	1,229	1,596


The effective interest rate for lease liabilities is 8.55%, with maturity between 2021-2023

The following are the amounts recognised in profit or loss:

	Mar-20	Mar-19
Depreciation expense of right-of-use assets	423	322
Interest expense on lease liabilities	122	105
Expense relating to short-term leases (included in other expenses)	2	550
	547	977

The Company had total cash outflows for leases of Rs 491 Lakhs in March 31, 2020 (March 31, 2019: Rs 915 Lakhs). The Company had no non-cash additions to right-of-use assets and lease liabilities (March 31, 2019: Rs 1,601 Lakhs).

-:This space is intentionally left blank:-





## 28 Segment information

The Company has only one business segment i.e. business related to providing IT and IT enabled services. The management monitors the operating results of its single business unit for the purpose of making decisions about resource allocation and performance assessment.

### Geographic information

The following tables present revenue and assets details of the Company for the year ended 31 March 2020 and 31 March 2019.

	31-Mar-20	31-Mar-19
<b>Segment revenue</b>		
US	13,954	14,436
India	4	59
Others	39	-
	<b>13,997</b>	<b>14,495</b>
<b>Segment assets</b>		
US	2,048	1,844
India	5	1
Others	16	-
Unallocable	13,871	12,634
	<b>15,940</b>	<b>14,479</b>

Note: Property, plant and equipment, right of use (RoU) assets, intangible assets and current assets (other than trade receivables and unbilled revenue) have not been identified to any reportable segments as they are used interchangeably between segments. Accordingly, they are classified as unallocable. All property, plant and equipment and right of use (RoU) assets are located in India.

## 29 Share based payments

### Employee Share ownership plan (ESOP)

During the current and previous year, Capgemini SE, the ultimate parent company, has set up an employee share ownership plan, where eligible employees of the Company are invited to subscribe to the shares of the ultimate parent company at a discount of 12.5% to the current market price of the ultimate parent company shares. The grant of the above shares relate to the share capital of the ultimate parent company and shall have no impact on the share capital of the subsidiary companies whose employees are also entitled to subscribe to the share allocation. The Company recognised compensation expense for these awards using the fair value method.


Valuation was done by the parent company using the below mentioned assumptions. The status of the plans have been summarised below -

	31-Mar-20	31-Mar-19
<b>Charge for the year</b>	2	-*

Movements during the year for employee share purchase plan is a below:

	ESOP 2019		ESOP 2018	
	31-Mar-20	31-Mar-19	31-Mar-20	31-Mar-19
Grant date	12-Nov-19	-	12-Nov-19	12-Nov-18
Vesting period	5 years	-	5 years	5 years
Base price (in euros)	105.45	-	105.46	105.46
Subscription price (in euros)	92.27	-	92.28	92.28
Par value discount (%)	12.50	-	12.50	12.50
Total number of shares subscribed	591	-	596	596
Charge for the year (INR in Lakhs)	1	-	1	-*

-:This space is intentionally left blank:-



**30 Related party transactions****(a) Names of related parties and related party relationship****Related parties where control exists****Ultimate Holding Company**

Capgemini SE, France

**Holding Company**Capgemini Technology Services India Limited, India (w.e.f November 28, 2019)  
Capgemini America Inc., USA (from December 31, 2018 to November 27, 2019)  
LiquidHub Inc., USA (upto December 30, 2018)\***Fellow subsidiary**LiquidHub Analytics Private Limited, India  
Annik Inc., USA  
Capgemini IT Solutions India Private Limited, India  
(formerly Raelle Cyber Solutions Private Limited, India)  
Capgemini Service SAS, France**Key management personnel**Sujit Sircar, Director  
Srinivasa Rao Kandula, Director

\*LiquidHub Inc., USA merged into Capgemini America Inc., USA w.e.f December 31, 2018

**(b) Transactions with related parties****i. IT and IT enabled services**

	31-Mar-20	31-Mar-19
Capgemini America Inc., USA	13,947	3,518
Capgemini Service SAS, France	39	-
Annik Inc., USA	7	2
Capgemini Technology Services India Limited, India	4	-
LiquidHub, Inc., USA	-	10,917
LiquidHub Analytics Private Limited, India	-	23
	<b>13,997</b>	<b>14,460</b>

**ii. Reimbursement of expenses to related parties**

LiquidHub Analytics Private Limited, India		
Legal and professional fees	-	13
Capgemini Technology Services India Limited, India		
Employee benefit expense	184	-
Expense relating to short-term leases	1	-
Capgemini Service SAS, France		
Repairs and maintenance - Others	19	-
	<b>204</b>	<b>13</b>

**iii. Finance Income - Interest received**

Capgemini IT Solutions India Private Limited, India (formerly Raelle Cyber Solutions Private Limited, India)	62	-
---	----	---

**iv. Payments made on behalf of related party**

LiquidHub, Inc., USA	-	808
----------------------	---	-----

**(c) Balances with related parties****i. Trade receivables**


	31-Mar-20	31-Mar-19	01-Apr-18
Capgemini America Inc., USA	1,011	1,842	-
Capgemini SAS	16	-	-
Annik Inc., USA	5	2	-
Capgemini Technology Services India Limited, India	5	-	-
LiquidHub, Inc., USA	-	-	8,280
LiquidHub Analytics Private Limited, India	-	-	1
	<b>1,037</b>	<b>1,844</b>	<b>8,281</b>

**ii. Unearned income**

Capgemini America Inc., USA	-	64	-
-----------------------------	---	----	---

**iii. Other assets**

LiquidHub, Inc., USA	-	-	1
Capgemini IT Solutions India Private Limited, India (formerly Raelle Cyber Solutions Private Limited, India) - Interest receivable on loan	56	-	-
	<b>56</b>	<b>-</b>	<b>-</b>



**LiquidHub India Private Limited**

Notes to the financial statements for the year ended March 31, 2020

(All amounts in Indian Rupees Lakhs, unless otherwise stated)

	31-Mar-20	31-Mar-19	01-Apr-18
<b>iv. Unbilled revenue</b>			
LiquidHub, Inc., USA	-	-	281
Capgemini America Inc., USA	1,032	-	-
	<b>1,032</b>	-	<b>281</b>
<b>v. Other liabilities</b>			
LiquidHub Analytics Private Limited, India	-	12	-
Capgemini Technology Services India Limited, India	185	-	-
Capgemini Service SAS, France	19	-	-
	<b>204</b>	<b>12</b>	-
<b>(c) Loans given to related party</b>			
<b>Capgemini IT Solutions India Private Limited, India(formerly Raelle Cyber Solutions Private Limited, India)</b>			
Opening balance April 1	-	-	-
Additions	1,550	-	-
Repayments received	-	-	-
<b>Closing balance March 31</b>	<b>1,550</b>	-	-

**(d) Others**

The Company has a lease arrangement for one of its office premises wherein the security deposit for such lease amounting to Rs 375 Lakhs (March 31, 2019: 375 Lakhs) (April 1, 2018: Nil) is paid by Capgemini Technology Services India Limited, India. The deposit is interest free and refundable on completion of the lease period.

-:This space is intentionally left blank:-





**31 Fair values**

Set out below, is a comparison by class of the carrying amounts and amortised cost of the Company's financial assets/liabilities:

Particulars	Carrying amount			Amortised Cost		
	31-Mar-20	31-Mar-19	01-Apr-18	31-Mar-20	31-Mar-19	01-Apr-18
<b>Financial assets - non-current</b>						
Security deposits	-	-	266	-	-	266
Loan to related parties	1,550	-	-	1,550	-	-

Management has assessed that cash and cash equivalents, trade receivables, unbilled revenue, advance from customers and trade payables approximate their carrying amounts largely due to the short term maturities of these instruments.

The fair value of the financial assets and liabilities is included at the amount at which the instrument could be exchanged in a current transaction between willing parties, other than in a forced or liquidation sale. The following methods and assumptions were used to estimate the fair values:

The fair values of the Company's security deposits and loans are determined by using Discounted Cash Flow (DCF) method (Level 3) using discount rate that reflects the issuer's borrowing rate for the respective financial asset/liability as at the end of the reporting period.

**Financial risk management objectives and policies**

The Company is exposed to market risk, credit risk and liquidity risk. The Company's senior management oversees the management of these risks. It is the Company's policy that no trading in derivatives for speculative purposes may be undertaken. The Board of Directors reviews and agrees policies for managing each of these risks, which are summarised below.

**(i) Market risk**

Market risk is the risk that the fair value of future cash flows of a financial instrument will fluctuate because of changes in market prices. Market risk for the Company comprises of currency risk and other price risk. The sensitivity analysis in the following sections relate to the position as at March 31, 2020, March 31, 2019 and April 1, 2018. The analysis excludes the impact of movement in market variables on the carrying values of gratuity and other post retirement obligations and provisions.

The sensitivity of the relevant profit or loss item is the effect of the assumed changes in respective market risks. This is based on the financial assets and financial liabilities held at March 31, 2020, March 31, 2019 and April 1, 2018

Foreign currency risk is the risk that the fair value or future cash flows of an exposure will fluctuate because of changes in foreign exchange rates.

The Company operates internationally and portion of the business is transacted in several currencies and consequently the Company is exposed to foreign exchange risk through its services in overseas and purchases from overseas suppliers in various foreign currencies. Foreign currency exchange rate exposure is partly balanced by purchasing of goods, commodities and services in the respective currencies. The Company evaluates exchange rate exposure arising from foreign currency transactions and the Company follows established risk management policies.

	31-Mar-20		31-Mar-19		01-Apr-18	
	Foreign Currency (USD)	INR (in Lakhs)	Foreign Currency (USD)	INR (in Lakhs)	Foreign Currency (USD)	INR (in Lakhs)
Trade receivables	-	-	2,665,048	1,844	12,729,607	8,280
Unbilled revenue	-	-	-	-	432,158	281
Other assets	-	-	-	-	1,148	1

**Foreign currency sensitivity**

Every 5% change in USD exchange rate, with all other variables held constant, can affect the Company's profit before tax margin for the year ended March 31, 2020 by approximately Nil (March 31, 2019: 5%).

For the year ended March 31, 2020, the Company billed invoices in INR and accordingly, there is no foreign currency exposure as at March 31, 2020.

-:This space is intentionally left blank:-



**(ii) Liquidity risk**

Liquidity risk management implies maintaining sufficient availability of funds to meet obligations when due and to close out market positions. The Company monitors rolling forecast of the cash and cash equivalent on the basis of expected cash flows.

The table below summarizes the maturity profile of the Company's financial liabilities based on contractual undiscounted payments.

	Less than 1 year	1 to 3 years	More than 3 years	Total
<b>March 31, 2020</b>				
Lease liabilities	339	890	-	1,229
Trade payables				
Due to others	245	-	-	245
Other financial liabilities				
Due to related parties	204	-	-	204
Due to others	178	37	-	215
Other liabilities	242	-	-	242
	<b>1,208</b>	<b>927</b>	<b>-</b>	<b>2,135</b>
<b>March 31, 2019</b>				
Lease liabilities	367	1,229	-	1,596
Trade payables				
Due to others	295	-	-	295
Other financial liabilities				
Due to related parties	12	-	-	12
Due to others	283	-	-	283
Other liabilities	261	35	-	296
	<b>1,218</b>	<b>1,264</b>	<b>-</b>	<b>2,482</b>
<b>April 1, 2018</b>				
Lease liabilities	97	158	-	255
Trade payables				
Due to others	130	-	-	130
Other financial liabilities				
Due to related parties	-	-	-	-
Due to others	225	-	-	225
Other liabilities	259	54	-	313
	<b>711</b>	<b>212</b>	<b>-</b>	<b>923</b>

The Company has sufficient liquid funds in cash and cash equivalents to meet obligations towards financial liabilities.

**(iii) Credit risk**

Credit risk is the risk of loss that may arise on outstanding financial instruments if a counterparty default on its obligations. The Company's exposure to credit risk arises majorly from trade and other receivables. Most of Company's trade receivables are from Group Companies and hence probability of default is remote. Other financial assets like security deposits are for leasehold premises and bank deposits are mostly with government authorities and nationalised banks and hence, the Company does not expect any credit risk with respect to these financial assets. The Company's Board of Directors to review trade receivables and other receivables on periodic basis and to take necessary mitigations, wherever required.

Credit risk from balances with banks is managed by the Company's treasury department in accordance with the Company's policy. Investments of surplus funds are made only with existing Bankers and within credit limits assigned to each banker.



Company follows a conservative philosophy and shall aim to invest surplus rupee funds in India only in time deposits with well-known and highly rated banks. The duration of such time deposits will not exceed 364 days.

**Loans to related party**

The Company has given a short term loan to one of its group companies to utilize the surplus funds post approval from its Board of Directors. The rate of interest is consistent with the market rates. Considering the loan is given to a fellow subsidiary, the management has assessed that the risk of default is remote.

**32 Capital management**

For the purpose of the Company's capital management, capital includes issued equity capital, share premium and all other equity reserves attributable to the equity holders. The primary objective of the Company's capital management is to maximise the shareholder's value. The Company has no borrowings. The existing surplus funds along with the cash generated by the Company are sufficient to take care of its long term and working capital requirements.





### 33 First time adoption of Ind AS

These financial statements, for the year ended March 31, 2020, are the first the Company has prepared in accordance with Ind AS. For periods up to and including the year ended March 31, 2019, the Company prepared its financial statements in accordance with generally accepted accounting principle in India (Indian GAAP).

Accordingly, the Company has prepared financial statements which comply with Ind AS applicable for year ending on March 31, 2020, together with the comparative period data as at and for the year ended March 31, 2019, as described in the summary of significant accounting policies. In preparing these financial statements, the Company's opening statement of financial position was prepared as at April 1, 2018, i.e. the Company's date of transition to Ind AS. This note explains the principal adjustments made by the Company in restating its Indian GAAP (Previous GAAP) financial statements, including the statement of financial position as at April 1, 2018 and the financial statements as at and for the year ended March 31, 2019.

#### Exemptions applied

Ind AS 101 allows first time adopters certain exemptions from the retrospective application of certain requirements under Ind AS. The Company has applied the following exemptions:

- (a) An entity's estimates in accordance with Ind AS at the date of transaction to Ind AS shall be consistent with estimates made as of the same date in accordance with Previous GAAP, unless there is objective evidence that those estimates were in error.
- (b) Ind AS 102 deals with the accounting and disclosure requirements related to share-based payment transactions. Ind AS 102 Share-based Payment has not been applied to equity instruments of share-based payment transactions that vested before April 1, 2018.
- (c) The Company has elected to avail exemption under Ind AS 101 to use Previous GAAP carrying value as deemed cost after making necessary adjustments for decommissioning liabilities at the date of transition for all items of property, plant and equipment and intangible assets covered by Ind AS 38, as per the statement of financial position prepared in accordance with Previous GAAP.

#### Reconciliation of equity as on April 1, 2018 (date of transition to Ind AS)

	Footnotes	31-Mar-19	01-Apr-18
<b>Equity under Previous GAAP</b>		<b>11,431</b>	<b>9,850</b>
Adjustments:			
Fair valuation of security deposit	(i)	2	2
Impact on account adoption of Ind AS 116	(ii)	(62)	-
Reversal of lease equalisation reserve	(iii)	128	-
Deferred tax, net	(vi)	(8)	-
<b>Equity under Ind AS</b>		<b>11,491</b>	<b>9,852</b>
<b>Total comprehensive income reconciliation for the year ended March 31, 2019</b>		<b>31-Mar-19</b>	
<b>Net income for the year under Previous GAAP</b>		<b>1,581</b>	
Adjustments:			
Interest income on security deposit	(i)	8	
Amortization of prepaid expenses on fair valuation of security deposits	(i)	(8)	
Impact on account of adoption of Ind AS 116			
Amortization of ROU asset	(ii)	(322)	
Finance cost on lease liability	(ii)	(105)	
Reversal of rental expenses	(ii)	365	
Reversal of lease equalisation reserve	(iii)	128	
Stock compensation charge	(iv)	-*	
Gratuity expenses / Defined benefit liabilities	(v)	(6)	
Effect of tax	(vi)	(6)	
<b>Profit the year</b>		<b>1,635</b>	
Other comprehensive income, net of tax	(v)	4	
<b>Total comprehensive income</b>		<b>1,639</b>	

\*Nil due to rounding off to Rupees Lakhs

The Previous GAAP figures have been reclassified to confirm to Ind AS presentation requirements for the purposes of this note.

#### Footnotes to the reconciliation of equity as at April 1, 2018 and March 31, 2019 and profit and loss for the year ended March 31, 2019

##### (i) Fair valuation of security deposit

This pertains to discounting of refundable security deposits as per the requirement of Ind AS 109.





**(ii) Accounting for leases under Ind AS 116**

The Company has availed the exemption available in Ind AS 101 and accordingly created Right of Use (ROU) asset to the extent of the lease liabilities outstanding on the date of adoption. Accordingly, the Company has created Right of Use (ROU) asset and lease liability amounting to Rs 255 Lakhs. Further, the Company has also accounted amortisation of ROU asset and finance cost on lease liability amounting to Rs 322 Lakhs and Rs 105 Lakhs respectively and a reversal of rent expenses amounting to Rs 365 Lakhs for the year ended March 31, 2019.

**(iii) Lease equalization reserve**

Under Previous GAAP, the Company had recognized lease equalization reserve for the year ended March 31, 2019 amounting to Rs. 128 Lakhs due to straight lining of lease expenses. The Company has reversed such reserve on account of application of Ind AS 116 and accordingly rent expenses for the year ended March 31, 2019 have reduced by such amount.

**(iv) Stock Compensation Charge**

As per Ind AS 102 relating to share-based payments, the Company has recorded fair value of Employee Share Ownership Plan (ESOP) provided to its employees by its ultimate holding company using an appropriate pricing model recognised over the vesting period. Under Previous GAAP, as per the Guidance Note issued by The Institute of Chartered Accountants of India on Accounting for Employee Share-based Payments, the management was of the opinion that the stock options scheme were managed and administered by the ultimate holding company for its own benefit and do not have any settlement obligations on the Company. Further, the schemes pertain to shares of the ultimate parent company and the impact of compensation benefits in respect of such schemes is assessed and accounted for in the books of the ultimate parent company. Accordingly, the Company was not required to account for such expenses as per the said Guidance Note under Previous GAAP.

**(v) Defined benefit liabilities**

Under Ind AS, the actuarial gains and losses form part of remeasurement of the net defined benefit liability / asset which is recognised in other comprehensive income. Under Previous GAAP, actuarial gains and losses were recognised in the statement of profit and loss. Consequently, impact along with tax effect of the same has been recognised in other comprehensive income under Ind AS.

**(vi) Effect of tax**

Tax adjustments include deferred tax impact on account of differences between Ind AS and Previous GAAP. This has resulted in change in equity and profit and loss.

*:-This space is intentionally left blank:-*



**LiquidHub India Private Limited**

**Notes to the financial statements for the year ended March 31, 2020**

**(All amounts in Indian Rupees Lakhs, unless otherwise stated)**

**34 Corporate Social Responsibility**

(a) Gross amount required to be spent by the Company during the year: Rs. 41 Lakhs (March 31, 2019: Rs. 40 Lakhs)

(b) Amount spent during the year on:

Particulars	31-Mar-20			31-Mar-19		
	In cash	Yet to be paid in cash	Total	In cash	Yet to be paid in cash	Total
(i) Construction/acquisition of any asset	-	-	-	-	-	-
(ii) On purposes other than (i) above	41	-	41	-	40	40

**35 Capital and other commitments**

Estimated amount of contracts remaining to be executed on capital account, net of advances and not provided for

31-Mar-20	31-Mar-19	01-Apr-18
-	46	2

**36** The outbreak of Coronavirus (COVID -19) pandemic globally and in India is causing significant disturbance and slowdown of economic activity. The Company has evaluated impact of this pandemic on its business operations and based on its review and current indicators of future economic conditions, there is no significant impact on the financial statements of the Company.

**37 Transfer pricing**

The Company has entered into 'International transactions' with 'Associated Enterprises' which are subject to Transfer Pricing regulations in India. During the year, based on consultation with its tax consultants, the Company has revised the mark-up for such transactions and is in the process of carrying out transfer pricing study for the year ended March 31, 2020 in this regard, to comply with the requirements of the Income Tax Act, 1961. The Management of the Company, is of the opinion that such transactions with Associated Enterprises are at arm's length and hence in compliance with the aforesaid legislation. Consequently, this will not have any impact on the financial statements, particularly on account of tax expense and that of provision for tax.


**38 Previous year comparatives**

The comparatives given in the financial statements have been compiled after making necessary Ind AS adjustments to the respective audited financial statements under Previous GAAP to give a true and fair view in accordance with Ind AS.

As per our report of even date

For S.R. Balliboi & Associates LLP  
Chartered Accountants  
ICAI Firm Registration Number: 101049W/E300004

per Rajeev Kumar  
Partner  
Membership No. : 213803



For and on behalf of the Board of Directors of  
LiquidHub India Private Limited



Sujit Sircar  
Director  
DIN: 00026417

Place: Bengaluru  
Date: June 04, 2020



Srinivasa Rao Kandula  
Director  
DIN: 07412426



Place: Bengaluru  
Date: June 04, 2020