

## Key Investor Information

This document provides key information to investors about this FCPE. It is not marketing material. The information is required by law to help you understand the nature and risks of investing in this FCPE. You are advised to read it so that you can make an informed decision about whether to invest.

### ESOP LEVERAGE P 2020 A compartment of FCPE ESOP CAPGEMINI

AMF code: (C) 990000125349

This employee mutual fund (FCPE) is managed by Amundi Asset Management, an Amundi company.  
FCPE - Fonds d'Epargne Salariale (employee mutual fund) under French law

#### Objectives and investment policy

Categorized as a "formula-based" fund by the French financial markets authority (Autorité des Marchés Financiers).

By subscribing to ESOP LEVERAGE P 2020, you are investing in a compartment of a formula-based FCPE compartment created in connection with the capital increase and/or transfer of shares reserved for members of the company savings plan, set to take place on 17 December 2020.

The objective is for you to benefit from the following on the maturity date ([17 December 2020]) or in the event of early termination (before tax and social security contributions and excluding currency conversion effect):

- Your personal investment

- A portion of the protected average increase of the Capgemini SE share, calculated on the basis of ten shares for every 1 bought through your personal investment. This share in the protected average increase is variable and decreases as the average increase in the price of the Capgemini SE share rises. The investment is equal to:  $[80]\% \times \text{Benchmark Price} / \text{Average Price}$ .

The protected average increase of the Capgemini SE share is equal to the positive or zero difference between the statement average and the Benchmark Price. The Average Price is calculated according to the average of 60 prices recorded each month for five years.

The rate of exchange cannot be lower than the reference price. In cases where the rate of exchange is lower than the reference price, the reference price is used. To reach this, the compartment of the FCPE is invested in Capgemini SE shares and entered into a Swap Transaction with Crédit Agricole Corporate and Investment Bank (CACIB).

Financial futures (such as Swap Transactions) or temporary purchases of shares can be used to reach the management objective. For more detailed information about the formula (such as the definition of a Swap Transaction or how the average increase is calculated at maturity or in the event of early termination), see the FCPE rules.

In certain cases where the Swap Transaction is cancelled, the value of the still-valid contract will depend on market parameters. In such a case, you will receive a sum, different from the guaranteed value at maturity, that could be lower or higher than that amount. Such cases are outlined in the FCPE rules. Income and net capital gains realized must be reinvested.

You can request redemption of your shares on a monthly basis; repurchase transactions are performed each month, according to the terms described in the FCPE rules.

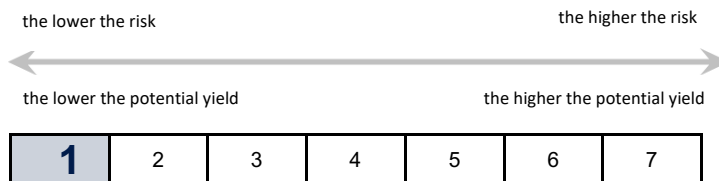
Recommended investment horizon: 5 years.

This time period does not take into account the lock-in period of your savings plan.

All of the advantages listed below are valid prior to any applicable tax and social security contributions, provided that the Swap Agreement has not been cancelled and/or that no planned adjustment to the Swap Agreement has been put into effect.

Advantages of the formula	Disadvantages of the formula
Unitholders are sure, at the very least, to recoup their Personal Investment at maturity or in the event of early termination.	Unitholders will not receive dividends, other income linked to the Capgemini SE Shares, discounts or a portion of the increase in the share.
In the event of a protected average increase of the CAPGEMINI SE share price, the Unitholder will also receive a portion of the protected average increase, based on ten times the Unitholder's Personal Investment.	Unitholders will not receive the full benefit of any final total increase in the Capgemini SE Share price, since performance depends directly on the protected average increase in the Capgemini SE Share price as recorded over the full period.
The Average Price is protected: in the event that the CAPGEMINI SE share price falls below the Benchmark Price as at the date of a monthly statement, the CAPGEMINI SE share price taken into account for that monthly statement will be equal to the Benchmark Price. As a result, any drop in the Capgemini SE Share price to below the Benchmark Price will have no negative impact on the protected average increase.	In certain special circumstances where the Swap Transaction is cancelled, Unitholders could receive an amount lower or higher than the initially guaranteed amount.
The share in the protected average increase of the Capgemini SE Share is variable and dependent on the protected average increase. When the protected average increase of the Share is low or moderate, Unitholders will receive a greater portion of the protected average increase of the Shares held by the Compartment.	The share in the protected average increase of the Capgemini SE Share is variable and dependent on the protected average increase. For protected average increases of the Share that are high, Unitholders will receive a smaller portion of the protected average increase than that of the Shares held by the Compartment. Unitholders' share in the protected average increase will be lower than $[80]\%$ if the Average Price is higher than the Benchmark Price.

#### Risk and reward profile



The level "1" risk indicator was determined based on the results of the formula obtained by taking into account simulations and the share's historical returns.

The historical data used to calculate the numerical risk indicator may not be a reliable indicator of the future risk profile of the compartment of the FCPE.

The indicator does not take into account the following significant risks for the compartment of the FCPE:

- Counterparty risk: This is the risk of a market player defaulting, precluding it from honouring its commitments in relation to your portfolio.
- The use of complex products such as derivatives can lead to increased movement of securities in your portfolio.

The occurrence of one of these risks can have a negative impact on the net asset value of your portfolio.

The risk category associated with this compartment of the FCPE is not guaranteed and may change over time.

The lowest category does not mean "risk free".

The Compartment of the FCPE offers a guarantee of 100% of the capital invested, "apart from cancellation of the Swap Transaction and any changes in mandatory related taxes and social security contributions. The guarantor is Crédit Agricole Corporate and Investment Bank (CACIB). To benefit from the capital guarantee and your share in the protected average increase at maturity or upon early termination, you waive all share dividends, discounts on shares purchased by the Compartment of the FCPE, a portion of possible increase in the share, and the possibility of transferring to another FCPE.

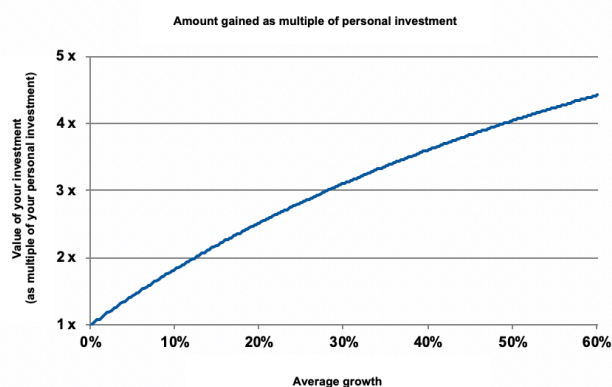
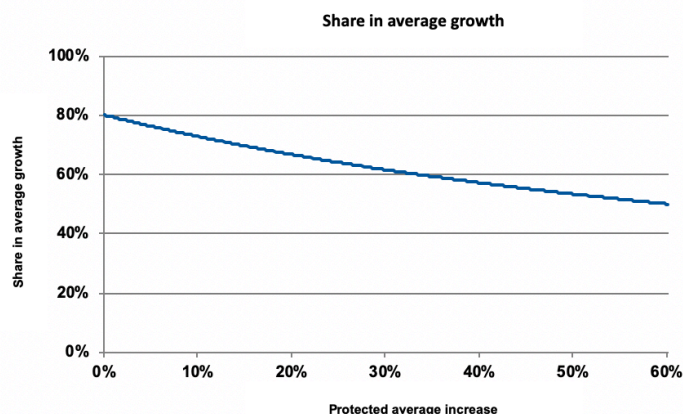
## Performance scenarios

The figures listed are provided as examples only, to illustrate how the formula works, and in no way indicate the past, present, or future performance of the Compartment.

The following assumptions were used in these examples:

- A non-discounted share purchase price (or Benchmark Price) of €[100]
- A discounted purchase price of €[87.5]

Investors subscribe to the discounted subscription price (€[87.5]), i.e. a [12.5]% discount, and receive a guarantee for 100% of that price.



### 1. Least favorable scenario

Over the 5-year period, the Capgemini SE share price never exceeds the Benchmark Price of €[100] at closing on the dates of monthly price statements. The Average Price at maturity is therefore equal to the Benchmark Price. The price of the Capgemini SE share at maturity is €[52.60], i.e. a price that is [47.40]% lower than the Benchmark Price.

There having been no increase, the reconstituted value to the investor at maturity is thus equal to the investor's personal investment, i.e. €[87.5]. Although the Capgemini SE share price dropped [47.40]% over the lifetime of the investment, the investor does not realize any loss, receiving exactly his/her personal investment, for an annual rate of return of [0]%.



### 2. Average scenario

Over the investment period, the Capgemini SE share closing price recorded monthly increased on average (with periods, for example, when the price was above and other periods where the price was below the Benchmark Price of €[100]).

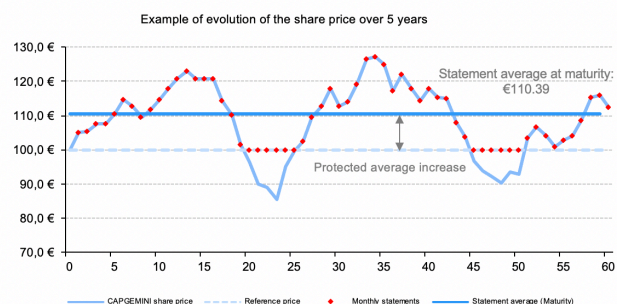
At maturity, the Average Price is thus equal to €[110.39], i.e. [10.39]% higher than the Benchmark Price.

The price of the Capgemini SE share at maturity is equal to €[112.31], i.e. a price that is [12.31]% higher than the Benchmark Price.

Investors share in the average increase (difference between the Average Price and the Reference Price) at  $[80]\% \times [100]/[110.39] = [72.47]\%$  for each of the 10 shares.

The value returned to the investor at maturity is thus equal to:  $87.5 + 10 \text{ shares} \times [72.47]\% \times ([110.39] - [100]) = €[162.80]$ , i.e. [1.86] times the personal investment.

The investor's gain is [0.86] times the personal investment, corresponding to a [13.21]% annual rate of return.



### 3. Favorable scenario

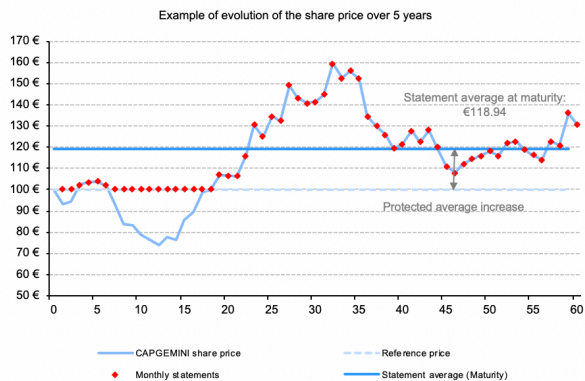
During the investment period, the monthly closing price of the Capgemini SE share rose significantly over a long enough period of time. At maturity, then, the Average Price is equal to €[118.94], i.e. [18.94]% higher than the Benchmark Price.

The price of the Capgemini SE share at maturity is equal to €[130.7], i.e. a price that is [30.7]% higher than the Benchmark Price.

Investors share in the average increase (difference between the Average Price and the Benchmark Price) at  $[80]\% \times [100]/[118.94] = [67.26]\%$  for each of the 10 shares. The value returned to the investor at maturity is thus equal to:

$87.5 + 10 \text{ shares} \times [67.26]\% \times ([118.94] - [100]) = \text{€}[214.89]$ , i.e. [2.45] times the personal investment.

The investor's gain is [1.45] times the personal investment, corresponding to a [19.67]% annual rate of return.



## Charges

The charges you pay are used to cover the costs of running the FCPE, including the costs of marketing and distributing shares. These fees reduce the potential growth of your investment.

<b>One-off charges taken before or after you invest</b>	
<b>Entry charge</b>	None
<b>Exit charge</b>	None
This is the maximum that might be taken out of your capital before it is invested (entry) or before the proceeds of your investment are paid out (exit). Investors can find out the actual entry and exit charges from their company and/or financial advisor.	
<b>Charges taken from the FCPE over one year</b>	
<b>Ongoing charges</b>	2.00% of average net assets
<b>Charges taken from the FCPE under certain specific conditions</b>	
<b>Performance fee</b>	None

The **ongoing charges** are based on expenses for the preceding year. This figure may vary from year to year. It excludes:

- brokerage fees, except for the entry and exit charges paid by the FCPE when it purchases or sells shares in another collective investment vehicle.

The ongoing charges figure listed here is an estimate.

For each fiscal year, the FCPE annual report will provide the exact figure for fees charged.

For more information about charges related to this FCPE, please see the "Charges" sections of the FCPE rules, available online at [www.amundi-ee.com](http://www.amundi-ee.com).

## Past performance

The FCPE was approved on 24 April 2020.

*Your FCPE is a formula-based FCPE.  
The past performance chart does not appear.*

## Practical information

Trustee: CACEIS Bank.

Financial intermediary: Amundi ESR and/or, where applicable, any other financial intermediary appointed by the Company.

Legal form of the FCPE: Group individualized.

Depending on the tax system applicable to you, income or capital gains arising from your ownership of FCPE shares could be subject to taxation.

This FCPE was created as part of the Capgemini International Group savings plan, of which it is an inseparable part. It is reserved exclusively for employees and beneficiaries of the issuer's shareholding offer.

This FCPE is not available to residents of the United States/"US persons" (see definition on the Management company's website: [www.amundi.com](http://www.amundi.com)).

The Supervisory Board is made up of at least four unitholder representatives and at least four company representatives appointed in accordance with the terms provided in the FCPE rules. The Board is responsible for reviewing the FCPE management report and annual accounts, as well as the financial, administrative and accounting management. The Board makes decisions about mergers, divisions and liquidations. For more detailed information, please see the rules document.

The Supervisory Board exercises the voting rights attached to the company's securities.

Periodic information about the company is available on request from the company.

The FCPE rules and periodic regulatory information documents, as well as all other practical information, are available free of charge from the management company.

This FCPE being comprised of compartments, its most recent annual aggregated report is also available from the management company. The net asset value is available online on [www.amundi-ee.com](http://www.amundi-ee.com).

The liability of Amundi Asset Management can only be invoked on the basis of any declarations made in this document that are alleged to be misleading, inaccurate, or inconsistent with the corresponding sections of the FCPE prospectus.

This FCPE is approved in France and regulated by the Autorité des Marchés Financiers (AMF).

The management company, Amundi Asset Management, is approved in France and regulated by the Autorité des Marchés Financiers (AMF).

The key investor information provided herein is accurate and up-to-date as at 24 April 2020.