

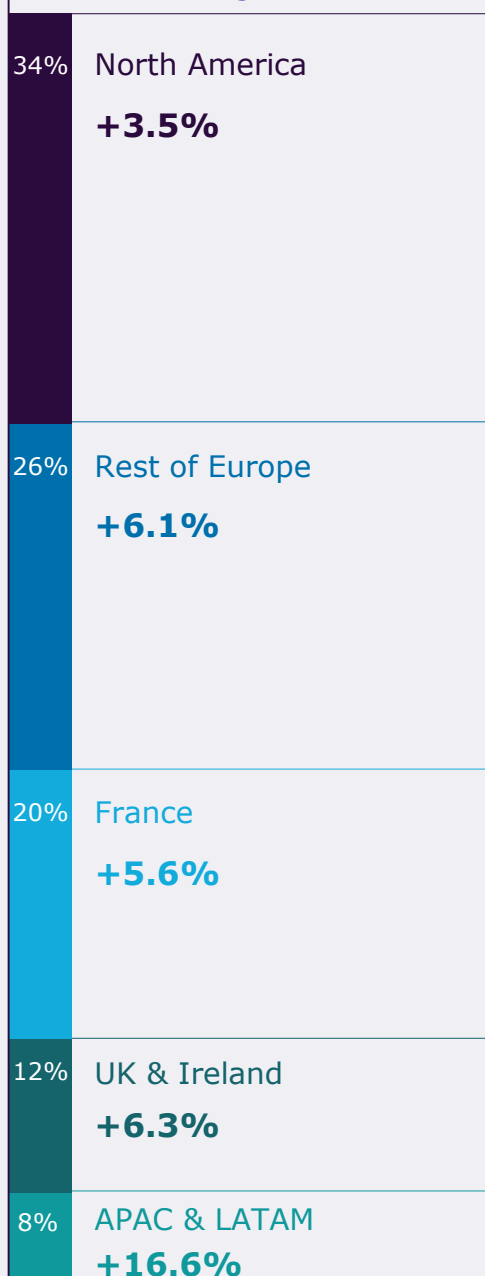
Q3 Revenues 2019

€3,468m

+5.9% YoY cc*

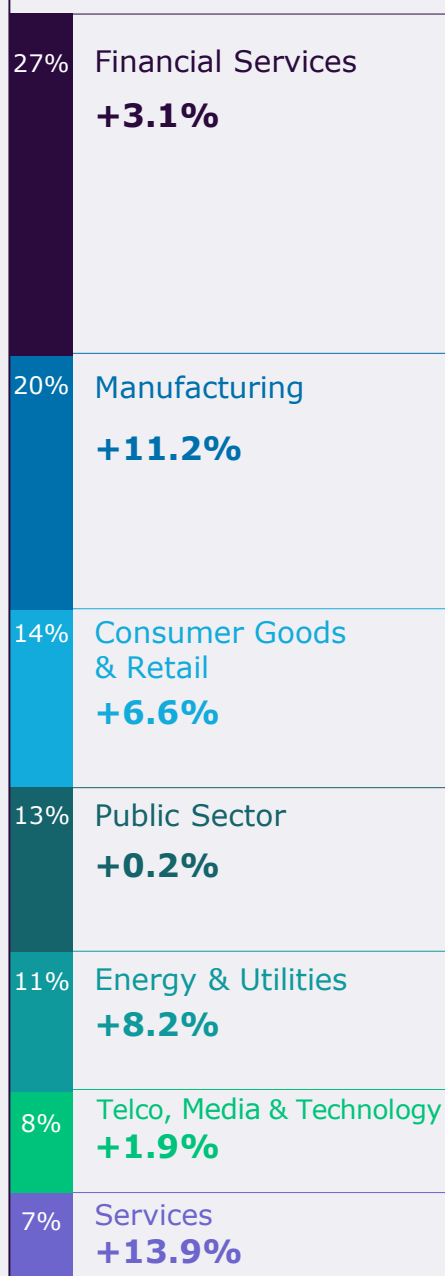
REGIONS

Revenues growth YoY cc



SECTORS

Revenues growth YoY cc



DIGITAL & CLOUD REVENUES

+more than 20%
YoY cc

Account for
more than 50%
of Group revenues

BOOKINGS

€3,411m

HEADCOUNT

219,500

+5.1% YoY
58% offshore

YoY cc: Year-on-Year at constant currencies.

The terms and alternative performance measures marked with an () are defined and/or reconciled in the appendix to the press release

For more information, see the press release on <https://investors.capgemini.com/en/>

Q3 YTD 2019 Performance

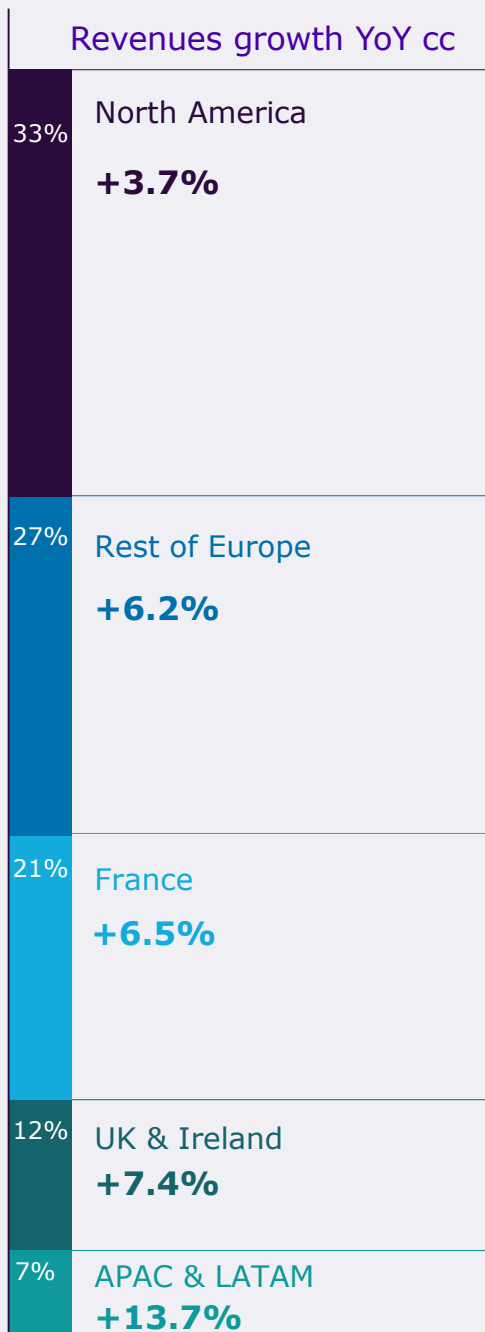


Q3 YTD Revenues 2019

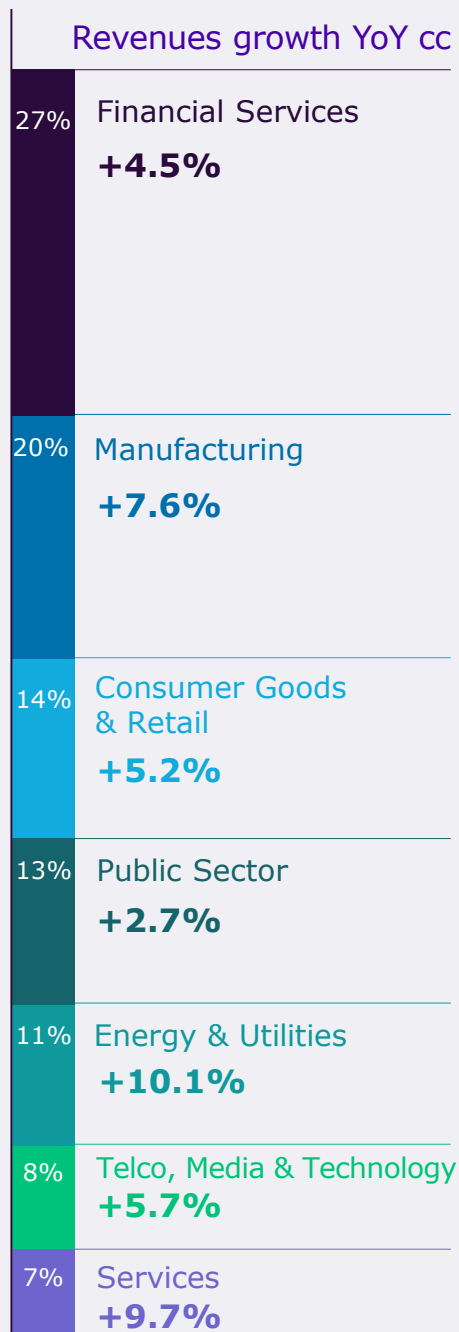
€10,475m

+6.1% YoY cc*

REGIONS



SECTORS



DIGITAL & CLOUD REVENUES

+more than 20%
YoY cc

Account for
more than 50%
of Group revenues

BOOKINGS

€10,512m

HEADCOUNT

219,500

+5.1% YoY
58% offshore

YoY cc: Year-on-Year at constant currencies.

The terms and alternative performance measures marked with an () are defined and/or reconciled in the appendix to the press release

For more information, see the press release on <https://investors.capgemini.com/en/>